

Track Rating: Heavy 10, Weather: Overcast, Rail Position: +7m Entire

Section Field Times							Overall	L2000	L1800	L1600	L1400	L1200		
							2:19.05 (0:08.79)	2:10.26 (0:13.08)	1:57.18 (0:13.92)	1:43.26 (0:14.19)	1:29.07 (0:13.54)	1:15.53 (0:13.30)		
Position	#	Horse/Jockey	Barrier	Top Speed [km/h]	Fastest Section	First 400m							Distance Travelled From Winner [m]	
1	8	PENURIOUS Tegan Newman	1	63.0 800-600	0:11.78 600-400	0:29.19	2:19.05 (0:09.12)	2:09.93 [11] (0:13.20)	1:56.73 [8] (0:13.90)	1:42.83 [6] (0:14.33)	1:28.50 [7] (0:13.53)	1:14.97 [7] (0:13.28)		
2	6	CHARLBURY Kelly Myers	5	63.0 800-600	0:11.98 600-400	0:29.02	2:19.16 (0:08.86)	2:10.30 [2] (0:13.26)	1:57.04 [5] (0:13.95)	1:43.09 [5] (0:14.20)	1:28.89 [5] (0:13.51)	1:15.38 [5] (0:13.21)	+16	
3	15	TEXT REGRETS Ace Lawson-Carroll	7	62.3 600-400	0:11.76 400-200	0:29.52	2:19.37 (0:09.36)	2:10.01 [13] (0:13.30)	1:56.71 [12] (0:14.01)	1:42.70 [11] (0:14.35)	1:28.35 [12] (0:13.52)	1:14.83 [12] (0:13.11)	+3	
4	5	INNOCENT VICTIM Jasmine Fawcett	3	62.3 800-600	0:11.95 600-400	0:28.76	2:19.41 (0:08.89)	2:10.52 [5] (0:12.98)	1:57.54 [1] (0:13.91)	1:43.63 [1] (0:14.20)	1:29.43 [1] (0:13.62)	1:15.81 [3] (0:13.27)	+7	
5	9	THERAPEUTIC Warren Kennedy	2	62.5 600-400	0:11.87 400-200	0:29.27	2:19.44 (0:09.06)	2:10.38 [8] (0:13.24)	1:57.14 [7] (0:14.06)	1:43.08 [10] (0:14.28)	1:28.79 [9] (0:13.54)	1:15.25 [9] (0:13.15)	+12	
6	4	SQUIRE Sam Weatherley	12	61.7 800-600	0:12.01 400-200	0:28.93	2:19.63 (0:09.04)	2:10.59 [7] (0:13.06)	1:57.53 [4] (0:13.89)	1:43.64 [4] (0:14.23)	1:29.41 [4] (0:13.49)	1:15.92 [4] (0:13.28)	+28	
7	7	IRISH MISS Masahiro Hashizume	9	62.6 800-600	0:11.96 600-400	0:29.09	2:19.64 (0:09.07)	2:10.57 [9] (0:13.10)	1:57.47 [6] (0:14.06)	1:43.41 [7] (0:14.27)	1:29.14 [6] (0:13.56)	1:15.58 [6] (0:13.24)	+22	
8	14	PRINCESS ADDA Bill Jacobson	13	62.4 800-600	0:11.75 400-200	0:30.11	2:19.65 (0:09.77)	2:09.88 [14] (0:13.53)	1:56.35 [14] (0:13.83)	1:42.52 [14] (0:14.13)	1:28.39 [14] (0:13.50)	1:14.89 [14] (0:12.74)	+23	
9	12	CASCATELLA Jessica Allen	4	62.0 800-600	0:12.03 400-200	0:29.25	2:19.66 (0:09.12)	2:10.54 [10] (0:13.20)	1:57.34 [9] (0:14.02)	1:43.32 [8] (0:14.40)	1:28.92 [10] (0:13.56)	1:15.35 [10] (0:13.20)	+13	
10	10	BRIAN LAMONT Johji Nishizuka	10	62.7 800-600	0:11.84 600-400	0:29.56	2:19.74 (0:09.31)	2:10.43 [12] (0:13.35)	1:57.08 [13] (0:14.02)	1:43.06 [12] (0:14.28)	1:28.77 [11] (0:13.52)	1:15.25 [11] (0:13.19)	+7	

Scratched: Espresso To Go (#1), Charred (#16), Beau Ondago (#17), Amarillo Slim (#18), Gin Gin (#19), Orsome Dude (#20)

Pukekohe Park
Race 8: DUNSTAN HORSEFEEDS 2100 - 2100m

19 June 2024 - 3:29PM

Track Rating: Heavy 10, Weather: Overcast, Rail Position: +7m Entire

Section Field Times							Overall	L2000	L1800	L1600	L1400	L1200		
							2:19.05 (0:08.79)	2:10.26 (0:13.08)	1:57.18 (0:13.92)	1:43.26 (0:14.19)	1:29.07 (0:13.54)	1:15.53 (0:13.30)		
Position	#	Horse/Jockey	Barrier	Top Speed [km/h]	Fastest Section	First 400m							Distance Travelled From Winner [m]	
11	2	GEORGIAN WARRIOR Samantha Spratt	6	62.1 800-600	0:12.11 600-400	0:28.74	2:19.89 (0:08.88)	2:11.01 [4] (0:13.05)	1:57.96 [2] (0:13.89)	1:44.07 [2] (0:14.17)	1:29.90 [2] (0:13.56)	1:16.34 [2] (0:13.27)	+18	
12	3	IN A PICKLE Rihaan Goyaram	14	61.6 800-600	0:12.15 400-200	0:29.25	2:20.15 (0:09.02)	2:11.13 [6] (0:13.39)	1:57.74 [10] (0:13.93)	1:43.81 [9] (0:14.27)	1:29.54 [8] (0:13.55)	1:15.99 [8] (0:13.18)	+34	
13	13	ROCKING GOOD TIME Tayla Mitchell	18	61.3 800-600	0:12.22 600-400	0:29.69	2:21.37 (0:08.87)	2:12.50 [3] (0:13.78)	1:58.72 [11] (0:14.16)	1:44.56 [13] (0:14.30)	1:30.26 [13] (0:13.55)	1:16.71 [13] (0:13.15)	+33	
14	11	AFTER PARTY Kazuya Asano	11	61.0 1000-800	0:12.48 600-400	0:28.74	2:21.83 (0:08.79)	2:13.04 [1] (0:13.15)	1:59.89 [3] (0:13.92)	1:45.97 [3] (0:14.20)	1:31.77 [3] (0:13.45)	1:18.32 [1] (0:13.37)	+19	

Scratched: Espresso To Go (#1), Charred (#16), Beau Ondago (#17), Amarillo Slim (#18), Gin Gin (#19), Orsome Dude (#20)

Track Rating: Heavy 10, Weather: Overcast, Rail Position: +7m Entire

Section													L1000		L800		L600		L400		L200			
Field Times													1:02.23		0:49.09		0:36.56		0:24.61		0:12.79			
													(0:13.14)		(0:12.51)		(0:11.96)		(0:11.82)		(0:12.79)			
Position	#	Horse/Jockey	Barrier	Top Speed [km/h]	Fastest Section	First 400m															Margin	Distance Travelled From Winner [m]		
1	8	PENURIOUS Tegan Newman	1	63.0 800-600	0:11.78 600-400	0:29.19	1:01.69 [9] (0:13.06)	0:48.63 [8] (0:12.26)	0:36.37 [4] (0:11.78)	0:24.59 [2] (0:11.79)	0:12.80 [1] (0:12.80)	2:19.05												
2	6	CHARLBURY Kelly Myers	5	63.0 800-600	0:11.98 600-400	0:29.02	1:02.17 [4] (0:13.08)	0:49.09 [3] (0:12.44)	0:36.65 [3] (0:11.98)	0:24.67 [3] (0:12.04)	0:12.63 [3] (0:12.63)	0.8L									+16			
3	15	TEXT REGRETS Ace Lawson-Carroll	7	62.3 600-400	0:11.76 400-200	0:29.52	1:01.72 [12] (0:12.90)	0:48.82 [10] (0:12.35)	0:36.47 [9] (0:12.09)	0:24.38 [9] (0:11.76)	0:12.62 [5] (0:12.62)	2.0L									+3			
4	5	INNOCENT VICTIM Jasmine Fawcett	3	62.3 800-600	0:11.95 600-400	0:28.76	1:02.54 [2] (0:13.17)	0:49.37 [2] (0:12.44)	0:36.93 [2] (0:11.95)	0:24.98 [1] (0:12.09)	0:12.89 [2] (0:12.89)	2.0L									+7			
5	9	THERAPEUTIC Warren Kennedy	2	62.5 600-400	0:11.87 400-200	0:29.27	1:02.10 [8] (0:13.00)	0:49.10 [6] (0:12.45)	0:36.65 [7] (0:12.00)	0:24.65 [5] (0:11.87)	0:12.78 [4] (0:12.78)	2.3L									+12			
6	4	SQUIRE Sam Weatherley	12	61.7 800-600	0:12.01 400-200	0:28.93	1:02.63 [5] (0:13.16)	0:49.47 [5] (0:12.54)	0:36.93 [5] (0:12.19)	0:24.74 [8] (0:12.01)	0:12.73 [9] (0:12.73)	3.3L									+28			
7	7	IRISH MISS Masahiro Hashizume	9	62.6 800-600	0:11.96 600-400	0:29.09	1:02.34 [6] (0:13.06)	0:49.28 [7] (0:12.49)	0:36.79 [8] (0:11.96)	0:24.83 [6] (0:11.99)	0:12.84 [6] (0:12.84)	3.5L									+22			
8	14	PRINCESS ADDA Bill Jacobson	13	62.4 800-600	0:11.75 400-200	0:30.11	1:02.15 [10] (0:13.21)	0:48.94 [12] (0:12.55)	0:36.39 [13] (0:12.26)	0:24.13 [13] (0:11.75)	0:12.38 [11] (0:12.38)	3.5L									+23			
9	12	CASCATELLA Jessica Allen	4	62.0 800-600	0:12.03 400-200	0:29.25	1:02.15 [11] (0:13.04)	0:49.11 [11] (0:12.41)	0:36.70 [11] (0:12.15)	0:24.55 [10] (0:12.03)	0:12.52 [10] (0:12.52)	3.5L									+13			
10	10	BRIAN LAMONT Johji Nishizuka	10	62.7 800-600	0:11.84 600-400	0:29.56	1:02.06 [13] (0:13.14)	0:48.92 [13] (0:12.21)	0:36.71 [12] (0:11.84)	0:24.87 [7] (0:11.96)	0:12.91 [7] (0:12.91)	4.0L									+7			

Scratched: Espresso To Go (#1), Charred (#16), Beau Ondago (#17), Amarillo Slim (#18), Gin Gin (#19), Orsome Dude (#20)

Track Rating: Heavy 10, Weather: Overcast, Rail Position: +7m Entire

Section													
Field Times													
		L1000	L800	L600	L400	L200							
		1:02.23	0:49.09	0:36.56	0:24.61	0:12.79							
		(0:13.14)	(0:12.51)	(0:11.96)	(0:11.82)	(0:12.79)							
Position	#	Horse/Jockey	Barrier	Top Speed [km/h]	Fastest Section	First 400m						Margin	Distance Travelled From Winner [m]
11	2	GEORGIAN WARRIOR	6	62.1	0:12.11	0:28.74	1:03.07 [1]	0:49.93 [1]	0:37.42 [1]	0:25.31 [4]	0:13.03 [8]	4.8L	+18
		Samantha Spratt		800-600	600-400		(0:13.14)	(0:12.51)	(0:12.11)	(0:12.28)	(0:13.03)		
12	3	IN A PICKLE	14	61.6	0:12.15	0:29.25	1:02.81 [7]	0:49.73 [9]	0:37.19 [10]	0:24.97 [11]	0:12.82 [12]	6.3L	+34
		Rihaan Goyaram		800-600	400-200		(0:13.08)	(0:12.54)	(0:12.22)	(0:12.15)	(0:12.82)		
13	13	ROCKING GOOD TIME	18	61.3	0:12.22	0:29.69	1:03.56 [14]	0:50.31 [14]	0:37.82 [14]	0:25.60 [14]	0:13.35 [14]	12.9L	+33
		Tayla Mitchell		800-600	600-400		(0:13.25)	(0:12.49)	(0:12.22)	(0:12.25)	(0:13.35)		
14	11	AFTER PARTY	11	61.0	0:12.48	0:28.74	1:04.95 [3]	0:51.74 [4]	0:39.13 [6]	0:26.65 [12]	0:14.09 [13]	15.4L	+19
		Kazuya Asano		1000-800	600-400		(0:13.21)	(0:12.61)	(0:12.48)	(0:12.56)	(0:14.09)		

Scratched: Espresso To Go (#1), Charred (#16), Beau Ondago (#17), Amarillo Slim (#18), Gin Gin (#19), Orsome Dude (#20)

Horse/Jockey Name	PENURIOUS/Tegan Newman
Finish Rank	1
Fastest Section Time (Section)	0:11.78 (L600)
Top Speed [km/h] (Section)	63.0 (L800)
Race State	Finished

AUCKLAND
THOROUGHBRED
SINCE RACING 1864

Pukekohe Park - Professional

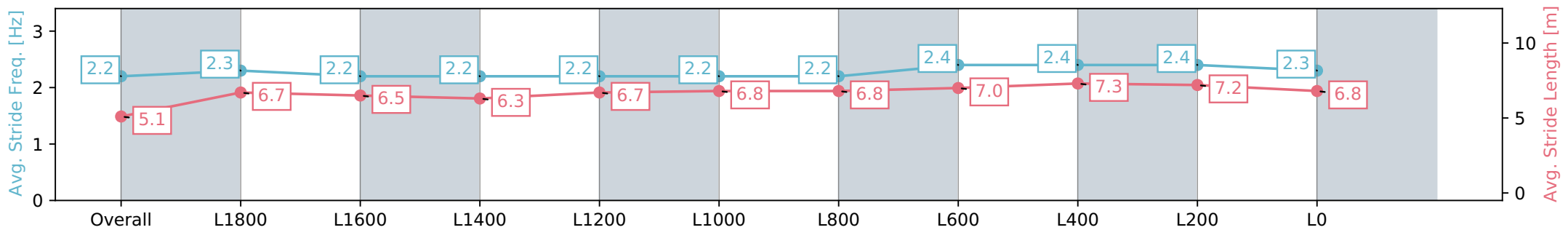
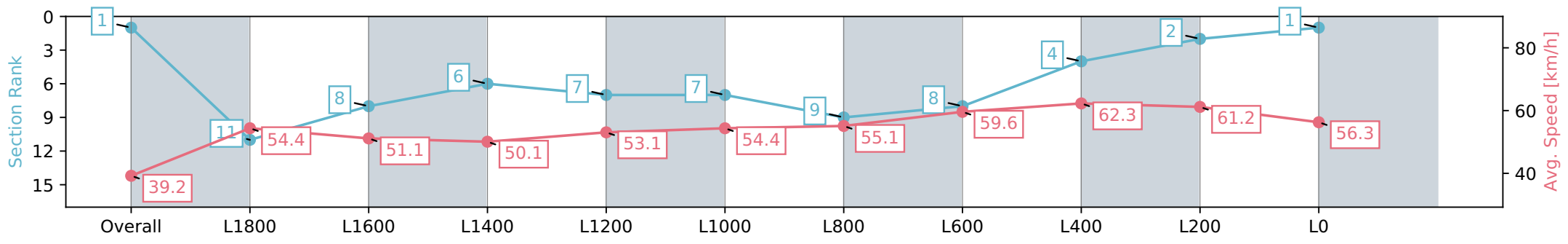
Race 8: DUNSTAN HORSEFEEDS 2100 - 2100m

19 June 2024 - 3:29PM

PUKEKOHE
PARK

Track Rating: Heavy 10, Weather: Overcast, Rail Position: +7m
Entire

Section	Overall	L1800	L1600	L1400	L1200	L1000	L800	L600	L400	L200	L0
Section Times	2:19.05 [1] (0:09.12)	2:09.93 [11] (0:13.20)	1:56.73 [8] (0:13.90)	1:42.83 [6] (0:14.33)	1:28.50 [7] (0:13.53)	1:14.97 [7] (0:13.28)	1:01.69 [9] (0:13.06)	0:48.63 [8] (0:12.26)	0:36.37 [4] (0:11.78)	0:24.59 [2] (0:11.79)	0:12.80 [1] (0:12.80)
Average Speed [km/h]	39.2	54.4	51.1	50.1	53.1	54.4	55.1	59.6	62.3	61.2	56.3
Top Speed [km/h]	54.4	55.1	53.7	52.9	54.5	55.5	57.6	62.0	63.0	62.3	59.0
Avg. Dist. to Rail [m]	2.3	1.1	2.2	0.9	0.2	0.3	0.5	2.7	6.1	10.1	12.5
Avg. Stride Freq. [Hz]	2.2	2.3	2.2	2.2	2.2	2.2	2.2	2.4	2.4	2.4	2.3
Avg. Stride Length [m]	5.1	6.7	6.5	6.3	6.7	6.8	6.8	7.0	7.3	7.2	6.8



Report Created: Wed 19 June 2024 13:50:41 GMT+10 (Note: Timing is based on positional data)

- [] Ranking at each section and finish
- :-:- No data available at this section
- NA No data available

Horse/Jockey Name	CHARLBURY/Kelly Myers
Finish Rank	2
Fastest Section Time (Section)	0:11.98 (L600)
Top Speed [km/h] (Section)	63.0 (L800)
Race State	Finished

AUCKLAND
THOROUGHBRED
SINCE RACING 1814

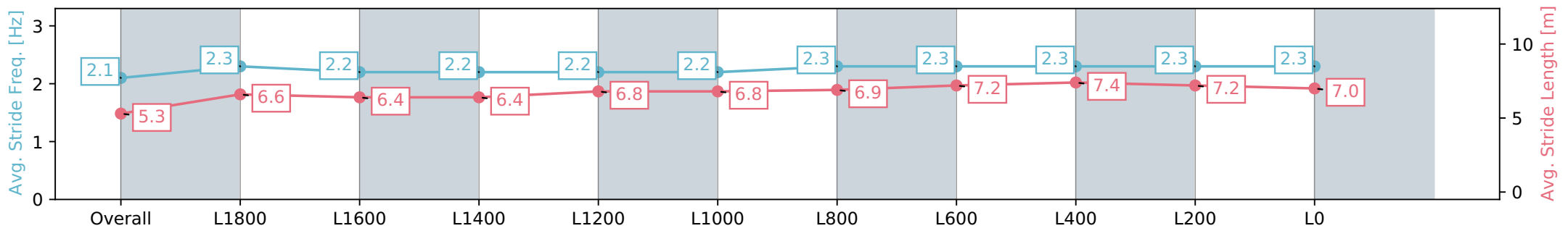
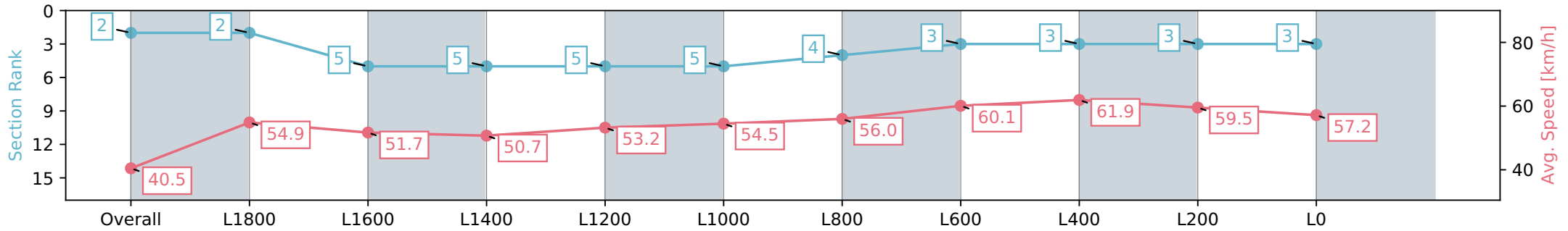
Pukekohe Park - Professional
Race 8: DUNSTAN HORSEFEEDS 2100 - 2100m

19 June 2024 - 3:29PM

PUKEKOHE
PARK

Track Rating: Heavy 10, Weather: Overcast, Rail Position: +7m
Entire

Section	Overall	L1800	L1600	L1400	L1200	L1000	L800	L600	L400	L200	L0
Section Times	2:19.16 [2] (0:08.86)	2:10.30 [2] (0:13.26)	1:57.04 [5] (0:13.95)	1:43.09 [5] (0:14.20)	1:28.89 [5] (0:13.51)	1:15.38 [5] (0:13.21)	1:02.17 [4] (0:13.08)	0:49.09 [3] (0:12.44)	0:36.65 [3] (0:11.98)	0:24.67 [3] (0:12.04)	0:12.63 [3] (0:12.63)
Average Speed [km/h]	40.5	54.9	51.7	50.7	53.2	54.5	56.0	60.1	61.9	59.5	57.2
Top Speed [km/h]	54.9	55.8	53.4	52.4	54.9	55.0	58.9	61.2	63.0	62.1	58.4
Avg. Dist. to Rail [m]	6.7	2.0	0.2	0.5	0.6	0.6	2.8	6.3	8.9	12.7	14.0
Avg. Stride Freq. [Hz]	2.1	2.3	2.2	2.2	2.2	2.2	2.3	2.3	2.3	2.3	2.3
Avg. Stride Length [m]	5.3	6.6	6.4	6.4	6.8	6.8	6.9	7.2	7.4	7.2	7.0



Report Created: Wed 19 June 2024 13:50:45 GMT+10 (Note: Timing is based on positional data)

- [] Ranking at each section and finish
- :-:- No data available at this section
- NA No data available

Horse/Jockey Name	TEXT REGRETS/Ace Lawson-Carroll
Finish Rank	3
Fastest Section Time (Section)	0:11.76 (L400)
Top Speed [km/h] (Section)	62.3 (L600)
Race State	Finished

AUCKLAND
THOROUGHBRED
SINCE RACING 1864

Pukekohe Park - Professional

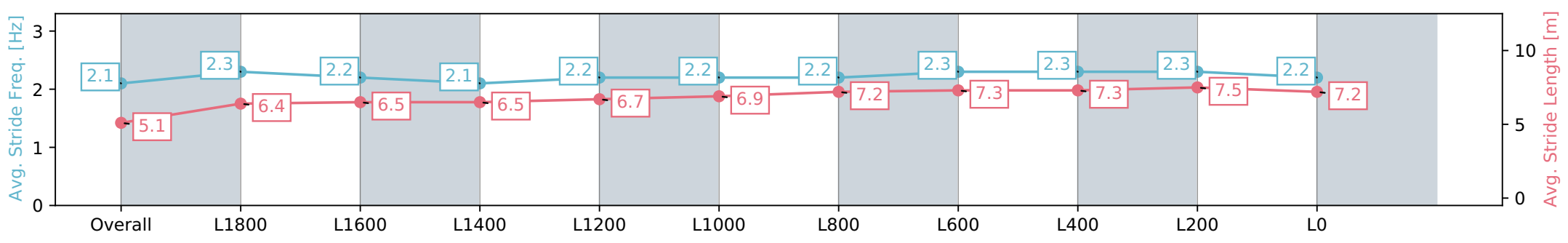
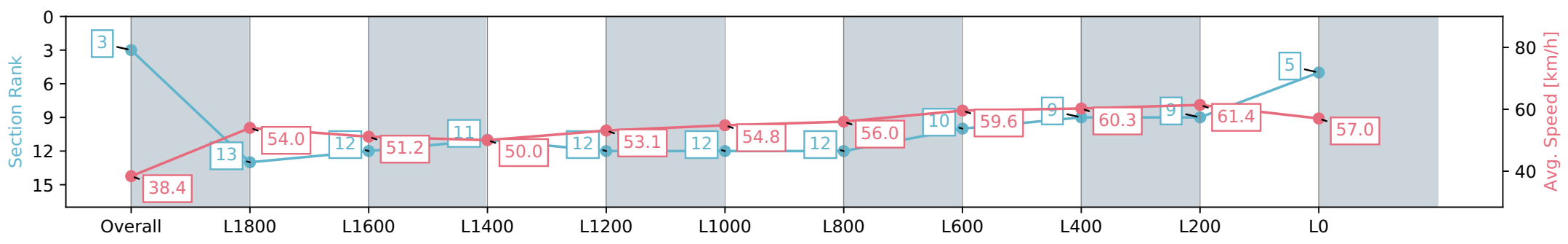
Race 8: DUNSTAN HORSEFEEDS 2100 - 2100m

19 June 2024 - 3:29PM

PUKEKOHE
PARK

Track Rating: Heavy 10, Weather: Overcast, Rail Position: +7m
Entire

Section	Overall	L1800	L1600	L1400	L1200	L1000	L800	L600	L400	L200	L0
Section Times	2:19.37 [3] (0:09.36)	2:10.01 [13] (0:13.30)	1:56.71 [12] (0:14.01)	1:42.70 [11] (0:14.35)	1:28.35 [12] (0:13.52)	1:14.83 [12] (0:13.11)	1:01.72 [12] (0:12.90)	0:48.82 [10] (0:12.35)	0:36.47 [9] (0:12.09)	0:24.38 [9] (0:11.76)	0:12.62 [5] (0:12.62)
Average Speed [km/h]	38.4	54.0	51.2	50.0	53.1	54.8	56.0	59.6	60.3	61.4	57.0
Top Speed [km/h]	54.6	55.5	52.9	51.0	54.0	55.7	58.2	60.6	61.8	62.3	58.9
Avg. Dist. to Rail [m]	6.3	1.1	1.4	0.5	0.4	0.7	1.0	3.0	5.3	8.4	7.1
Avg. Stride Freq. [Hz]	2.1	2.3	2.2	2.1	2.2	2.2	2.2	2.2	2.3	2.3	2.2
Avg. Stride Length [m]	5.1	6.4	6.5	6.5	6.7	6.9	7.2	7.3	7.3	7.5	7.2



Report Created: Wed 19 June 2024 13:50:49 GMT+10 (Note: Timing is based on positional data)

- [] Ranking at each section and finish
- :-:- No data available at this section
- NA No data available

Horse/Jockey Name	INNOCENT VICTIM/Jasmine Fawcett
Finish Rank	4
Fastest Section Time (Section)	0:11.95 (L600)
Top Speed [km/h] (Section)	62.3 (L800)
Race State	Finished

AUCKLAND
THOROUGHBRED
SINCE RACING 1814

Pukekohe Park - Professional

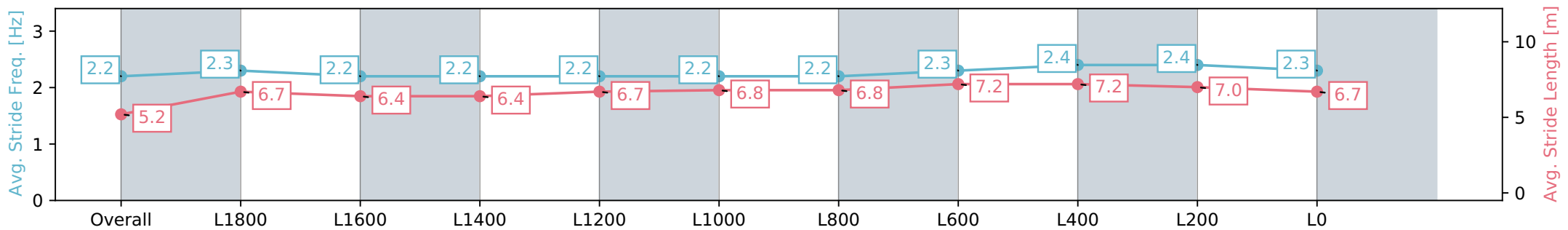
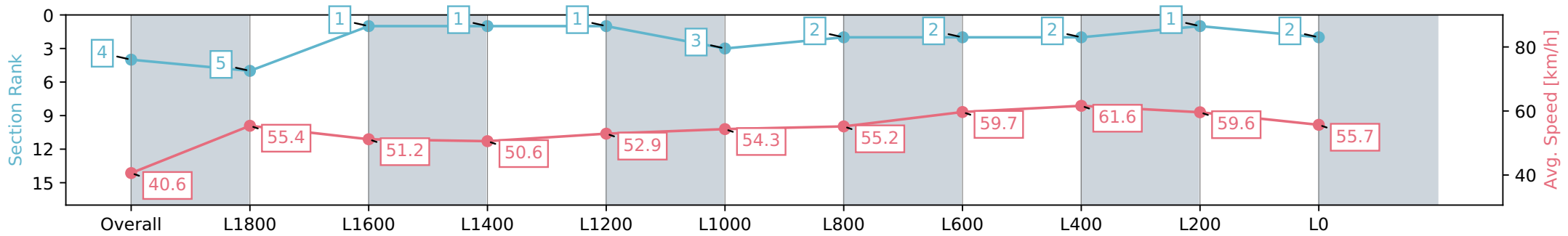
Race 8: DUNSTAN HORSEFEEDS 2100 - 2100m

19 June 2024 - 3:29PM

PUKEKOHE
PARK

Track Rating: Heavy 10, Weather: Overcast, Rail Position: +7m
Entire

Section	Overall	L1800	L1600	L1400	L1200	L1000	L800	L600	L400	L200	L0
Section Times	2:19.41 [4] (0:08.89)	2:10.52 [5] (0:12.98)	1:57.54 [1] (0:13.91)	1:43.63 [1] (0:14.20)	1:29.43 [1] (0:13.62)	1:15.81 [3] (0:13.27)	1:02.54 [2] (0:13.17)	0:49.37 [2] (0:12.44)	0:36.93 [2] (0:11.95)	0:24.98 [1] (0:12.09)	0:12.89 [2] (0:12.89)
Average Speed [km/h]	40.6	55.4	51.2	50.6	52.9	54.3	55.2	59.7	61.6	59.6	55.7
Top Speed [km/h]	55.8	56.1	53.9	52.3	54.2	54.9	57.5	60.9	62.3	62.1	57.9
Avg. Dist. to Rail [m]	4.4	1.2	1.6	0.5	0.1	0.2	1.6	5.1	7.8	11.1	10.9
Avg. Stride Freq. [Hz]	2.2	2.3	2.2	2.2	2.2	2.2	2.2	2.3	2.4	2.4	2.3
Avg. Stride Length [m]	5.2	6.7	6.4	6.4	6.7	6.8	6.8	7.2	7.2	7.0	6.7



- [] Ranking at each section and finish
- :-:- No data available at this section
- NA No data available

Horse/Jockey Name	THERAPEUTIC/Warren Kennedy
Finish Rank	5
Fastest Section Time (Section)	0:11.87 (L400)
Top Speed [km/h] (Section)	62.5 (L600)
Race State	Finished

AUCKLAND
THOROUGHBRED
SINCE RACING 1874

Pukekohe Park - Professional

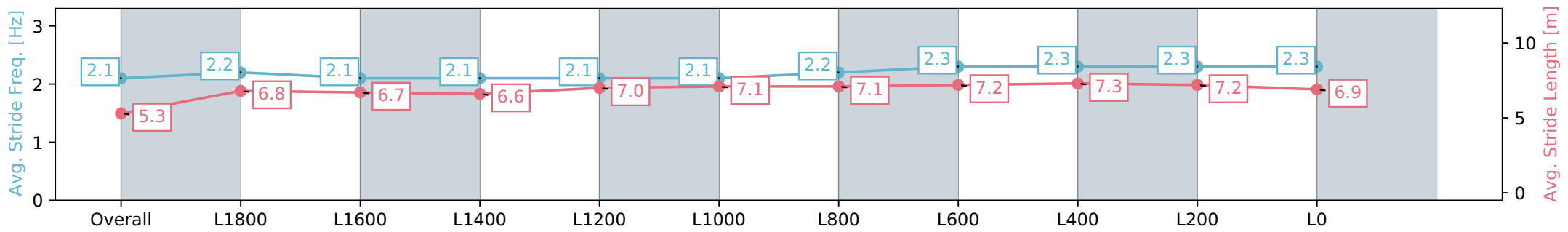
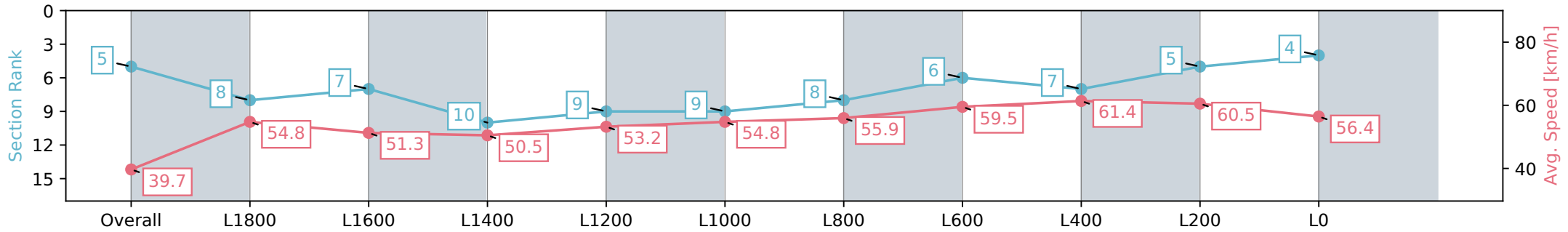
Race 8: DUNSTAN HORSEFEEDS 2100 - 2100m

19 June 2024 - 3:29PM

PUKEKOHE
PARK

Track Rating: Heavy 10, Weather: Overcast, Rail Position: +7m
Entire

Section	Overall	L1800	L1600	L1400	L1200	L1000	L800	L600	L400	L200	L0
Section Times	2:19.44 [5] (0:09.06)	2:10.38 [8] (0:13.24)	1:57.14 [7] (0:14.06)	1:43.08 [10] (0:14.28)	1:28.79 [9] (0:13.54)	1:15.25 [9] (0:13.15)	1:02.10 [8] (0:13.00)	0:49.10 [6] (0:12.45)	0:36.65 [7] (0:12.00)	0:24.65 [5] (0:11.87)	0:12.78 [4] (0:12.78)
Average Speed [km/h]	39.7	54.8	51.3	50.5	53.2	54.8	55.9	59.5	61.4	60.5	56.4
Top Speed [km/h]	55.6	56.2	53.0	51.7	55.0	55.2	58.5	61.5	62.3	62.5	58.6
Avg. Dist. to Rail [m]	2.9	1.0	0.4	0.5	0.6	0.4	1.8	5.0	6.8	9.6	8.5
Avg. Stride Freq. [Hz]	2.1	2.2	2.1	2.1	2.1	2.1	2.2	2.3	2.3	2.3	2.3
Avg. Stride Length [m]	5.3	6.8	6.7	6.6	7.0	7.1	7.1	7.2	7.3	7.2	6.9



Report Created: Wed 19 June 2024 13:50:57 GMT+10 (Note: Timing is based on positional data)

- [] Ranking at each section and finish
- :-:- No data available at this section
- NA No data available

Horse/Jockey Name	SQUIRE/Sam Weatherley
Finish Rank	6
Fastest Section Time (Section)	0:12.01 (L400)
Top Speed [km/h] (Section)	61.7 (L800)
Race State	Finished

AUCKLAND
THOROUGHBRED
SINCE RACING 1814

Pukekohe Park - Professional

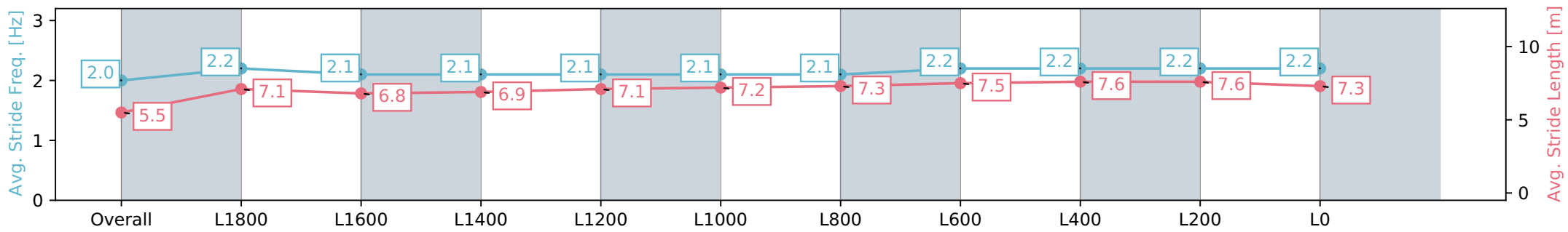
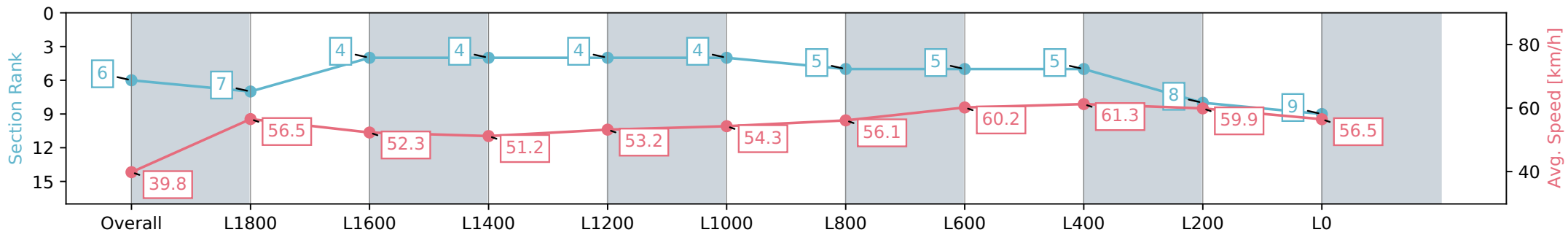
Race 8: DUNSTAN HORSEFEEDS 2100 - 2100m

19 June 2024 - 3:29PM

PUKEKOHE
PARK

Track Rating: Heavy 10, Weather: Overcast, Rail Position: +7m
Entire

Section	Overall	L1800	L1600	L1400	L1200	L1000	L800	L600	L400	L200	L0
Section Times	2:19.63 [6] (0:09.04)	2:10.59 [7] (0:13.06)	1:57.53 [4] (0:13.89)	1:43.64 [4] (0:14.23)	1:29.41 [4] (0:13.49)	1:15.92 [4] (0:13.28)	1:02.63 [5] (0:13.16)	0:49.47 [5] (0:12.54)	0:36.93 [5] (0:12.19)	0:24.74 [8] (0:12.01)	0:12.73 [9] (0:12.73)
Average Speed [km/h]	39.8	56.5	52.3	51.2	53.2	54.3	56.1	60.2	61.3	59.9	56.5
Top Speed [km/h]	56.2	57.4	55.0	52.2	54.3	54.6	58.4	61.3	61.7	61.5	58.1
Avg. Dist. to Rail [m]	10.2	4.5	2.0	2.3	2.8	2.6	4.6	8.0	10.8	14.2	13.1
Avg. Stride Freq. [Hz]	2.0	2.2	2.1	2.1	2.1	2.1	2.1	2.2	2.2	2.2	2.2
Avg. Stride Length [m]	5.5	7.1	6.8	6.9	7.1	7.2	7.3	7.5	7.6	7.6	7.3



- [] Ranking at each section and finish
- :-:- No data available at this section
- NA No data available

Horse/Jockey Name	IRISH MISS/Masahiro Hashizume
Finish Rank	7
Fastest Section Time (Section)	0:11.96 (L600)
Top Speed [km/h] (Section)	62.6 (L800)
Race State	Finished

AUCKLAND
THOROUGHBRED
SINCE RACING 1814

Pukekohe Park - Professional

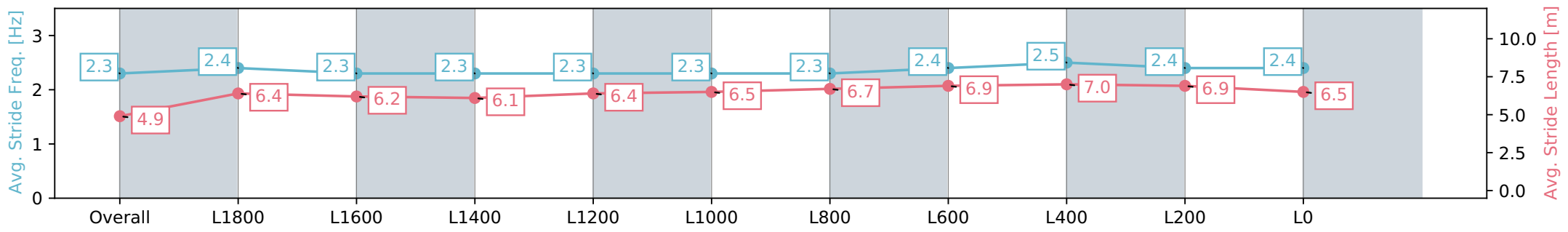
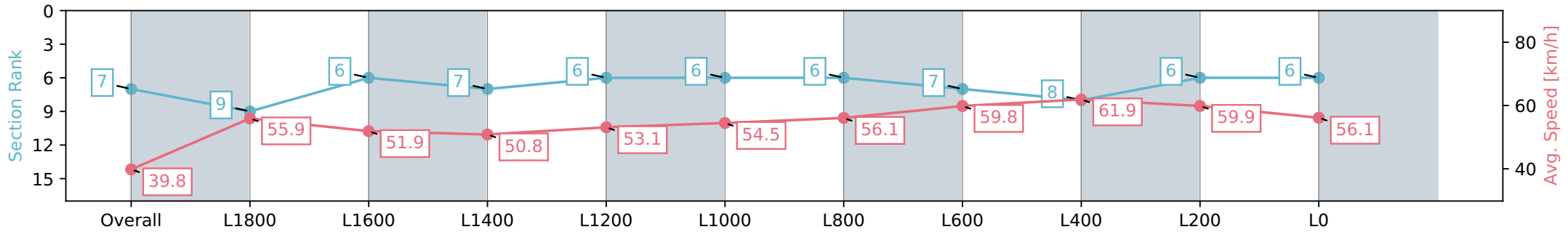
Race 8: DUNSTAN HORSEFEEDS 2100 - 2100m

19 June 2024 - 3:29PM

PUKEKOHE
PARK

Track Rating: Heavy 10, Weather: Overcast, Rail Position: +7m
Entire

Section	Overall	L1800	L1600	L1400	L1200	L1000	L800	L600	L400	L200	L0
Section Times	2:19.64 [7] (0:09.07)	2:10.57 [9] (0:13.10)	1:57.47 [6] (0:14.06)	1:43.41 [7] (0:14.27)	1:29.14 [6] (0:13.56)	1:15.58 [6] (0:13.24)	1:02.34 [6] (0:13.06)	0:49.28 [7] (0:12.49)	0:36.79 [8] (0:11.96)	0:24.83 [6] (0:11.99)	0:12.84 [6] (0:12.84)
Average Speed [km/h]	39.8	55.9	51.9	50.8	53.1	54.5	56.1	59.8	61.9	59.9	56.1
Top Speed [km/h]	54.8	56.9	55.0	51.9	54.8	54.7	58.9	61.4	62.6	62.1	58.4
Avg. Dist. to Rail [m]	8.5	3.4	2.4	2.0	1.9	1.5	3.1	6.1	9.3	13.0	11.3
Avg. Stride Freq. [Hz]	2.3	2.4	2.3	2.3	2.3	2.3	2.3	2.4	2.5	2.4	2.4
Avg. Stride Length [m]	4.9	6.4	6.2	6.1	6.4	6.5	6.7	6.9	7.0	6.9	6.5



- [] Ranking at each section and finish
- :-:- No data available at this section
- NA No data available

Horse/Jockey Name	PRINCESS ADDA/Bill Jacobson
Finish Rank	8
Fastest Section Time (Section)	0:11.75 (L400)
Top Speed [km/h] (Section)	62.4 (L800)
Race State	Finished

AUCKLAND
THOROUGHBRED
SINCE RACING 1894

Pukekohe Park - Professional

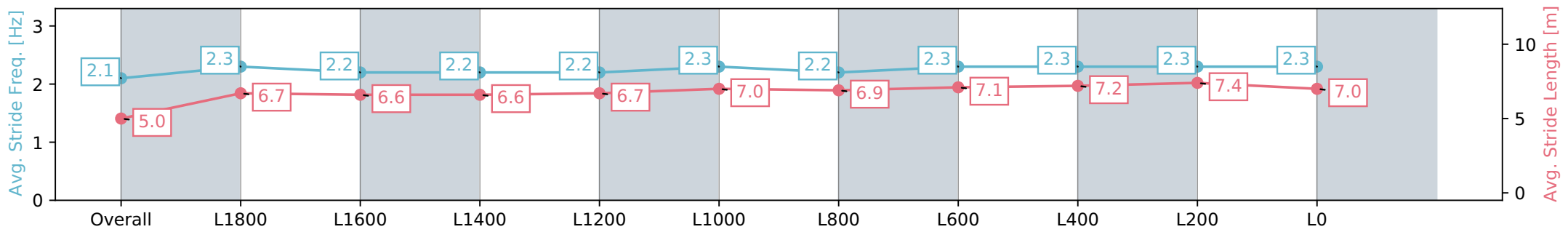
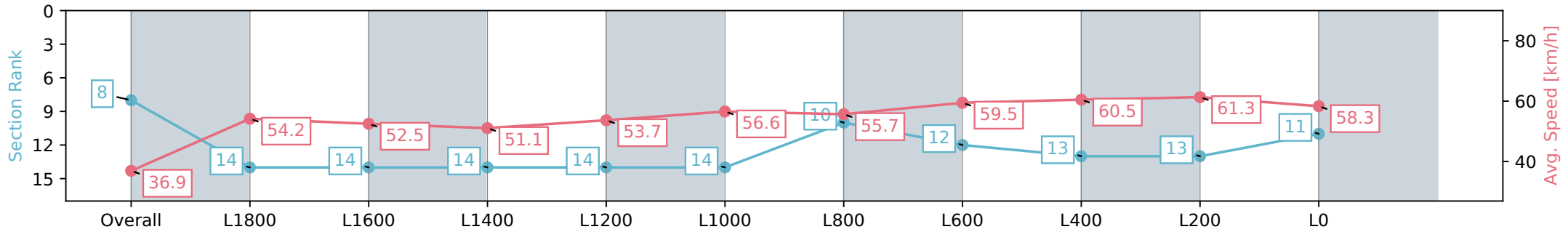
Race 8: DUNSTAN HORSEFEEDS 2100 - 2100m

19 June 2024 - 3:29PM

PUKEKOHE
PARK

Track Rating: Heavy 10, Weather: Overcast, Rail Position: +7m
Entire

Section	Overall	L1800	L1600	L1400	L1200	L1000	L800	L600	L400	L200	L0
Section Times	2:19.65 [8] (0:09.77)	2:09.88 [14] (0:13.53)	1:56.35 [14] (0:13.83)	1:42.52 [14] (0:14.13)	1:28.39 [14] (0:13.50)	1:14.89 [14] (0:12.74)	1:02.15 [10] (0:13.21)	0:48.94 [12] (0:12.55)	0:36.39 [13] (0:12.26)	0:24.13 [13] (0:11.75)	0:12.38 [11] (0:12.38)
Average Speed [km/h]	36.9	54.2	52.5	51.1	53.7	56.6	55.7	59.5	60.5	61.3	58.3
Top Speed [km/h]	53.2	55.0	54.2	52.0	56.1	57.2	59.2	60.0	62.4	62.1	60.1
Avg. Dist. to Rail [m]	11.1	3.3	1.2	2.1	3.2	3.7	3.9	6.2	9.4	9.9	6.3
Avg. Stride Freq. [Hz]	2.1	2.3	2.2	2.2	2.2	2.2	2.3	2.2	2.3	2.3	2.3
Avg. Stride Length [m]	5.0	6.7	6.6	6.6	6.7	7.0	6.9	7.1	7.2	7.4	7.0



- [] Ranking at each section and finish
- :-:- No data available at this section
- NA No data available

Horse/Jockey Name	CASCATELLA/Jessica Allen
Finish Rank	9
Fastest Section Time (Section)	0:12.03 (L400)
Top Speed [km/h] (Section)	62.0 (L800)
Race State	Finished

AUCKLAND
THOROUGHBRED
SINCE RACING 1864

Pukekohe Park - Professional

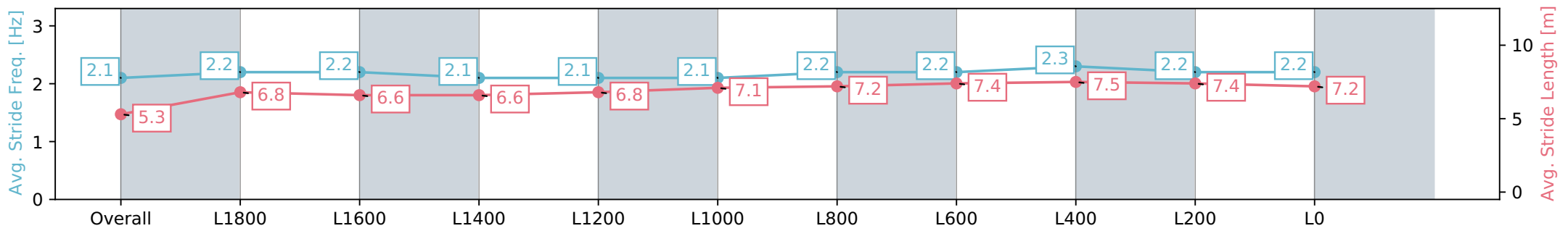
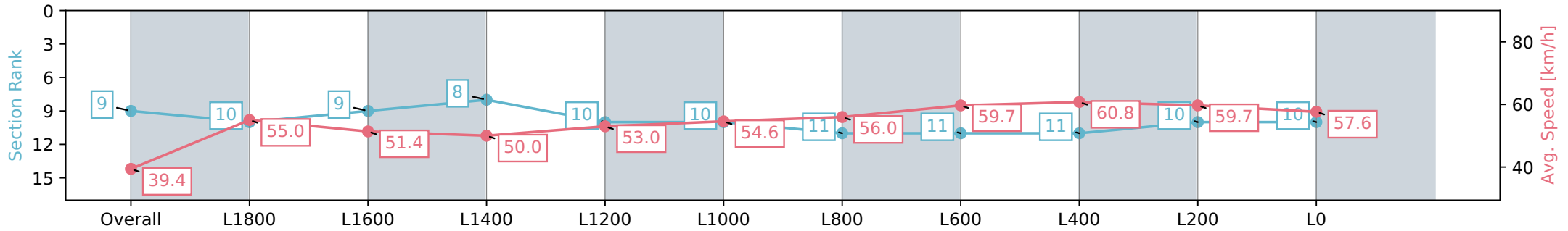
Race 8: DUNSTAN HORSEFEEDS 2100 - 2100m

19 June 2024 - 3:29PM

PUKEKOHE
PARK

Track Rating: Heavy 10, Weather: Overcast, Rail Position: +7m
Entire

Section	Overall	L1800	L1600	L1400	L1200	L1000	L800	L600	L400	L200	L0
Section Times	2:19.66 [9] (0:09.12)	2:10.54 [10] (0:13.20)	1:57.34 [9] (0:14.02)	1:43.32 [8] (0:14.40)	1:28.92 [10] (0:13.56)	1:15.35 [10] (0:13.20)	1:02.15 [11] (0:13.04)	0:49.11 [11] (0:12.41)	0:36.70 [11] (0:12.15)	0:24.55 [10] (0:12.03)	0:12.52 [10] (0:12.52)
Average Speed [km/h]	39.4	55.0	51.4	50.0	53.0	54.6	56.0	59.7	60.8	59.7	57.6
Top Speed [km/h]	53.7	56.3	53.7	51.5	54.5	55.4	59.0	60.1	62.0	61.9	58.3
Avg. Dist. to Rail [m]	5.0	1.6	0.4	0.8	2.0	1.9	2.5	4.3	7.6	10.3	8.5
Avg. Stride Freq. [Hz]	2.1	2.2	2.2	2.1	2.1	2.1	2.1	2.2	2.2	2.3	2.2
Avg. Stride Length [m]	5.3	6.8	6.6	6.6	6.8	7.1	7.2	7.4	7.5	7.4	7.2



Report Created: Wed 19 June 2024 13:51:14 GMT+10 (Note: Timing is based on positional data)

- [] Ranking at each section and finish
- :-:- No data available at this section
- NA No data available

Horse/Jockey Name	BRIAN LAMONT/Johji Nishizuka
Finish Rank	10
Fastest Section Time (Section)	0:11.84 (L600)
Top Speed [km/h] (Section)	62.7 (L800)
Race State	Finished

AUCKLAND
THOROUGHBRED
SINCE RACING 1864

Pukekohe Park - Professional

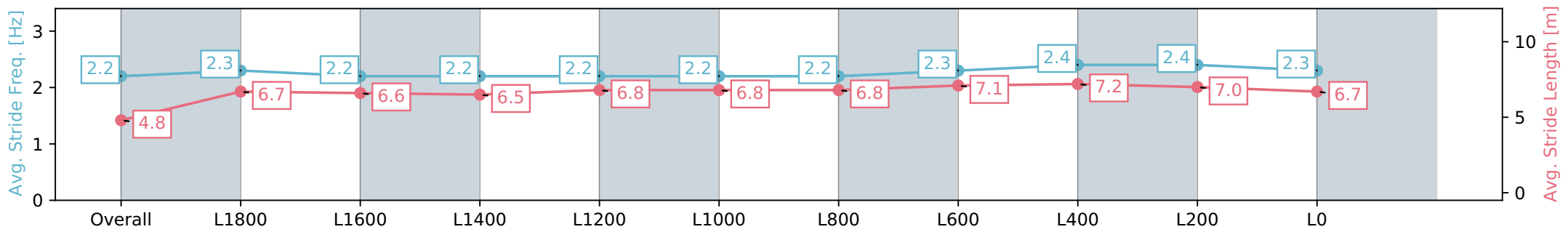
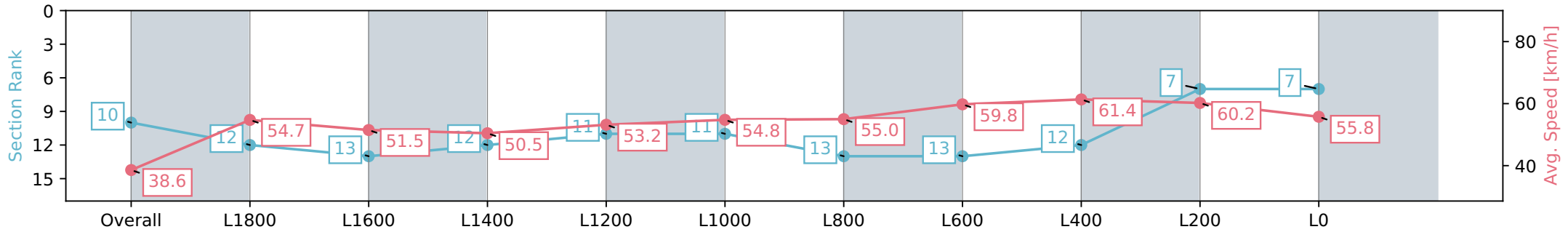
Race 8: DUNSTAN HORSEFEEDS 2100 - 2100m

19 June 2024 - 3:29PM

PUKEKOHE
PARK

Track Rating: Heavy 10, Weather: Overcast, Rail Position: +7m
Entire

Section	Overall	L1800	L1600	L1400	L1200	L1000	L800	L600	L400	L200	L0
Section Times	2:19.74 [10] (0:09.31)	2:10.43 [12] (0:13.35)	1:57.08 [13] (0:14.02)	1:43.06 [12] (0:14.28)	1:28.77 [11] (0:13.52)	1:15.25 [11] (0:13.19)	1:02.06 [13] (0:13.14)	0:48.92 [13] (0:12.21)	0:36.71 [12] (0:11.84)	0:24.87 [7] (0:11.96)	0:12.91 [7] (0:12.91)
Average Speed [km/h]	38.6	54.7	51.5	50.5	53.2	54.8	55.0	59.8	61.4	60.2	55.8
Top Speed [km/h]	53.5	56.1	53.1	51.1	54.2	56.2	57.5	60.8	62.7	62.1	58.8
Avg. Dist. to Rail [m]	9.5	3.1	0.3	0.4	0.6	0.5	1.2	2.0	3.5	7.3	5.8
Avg. Stride Freq. [Hz]	2.2	2.3	2.2	2.2	2.2	2.2	2.2	2.2	2.3	2.4	2.3
Avg. Stride Length [m]	4.8	6.7	6.6	6.5	6.8	6.8	6.8	7.1	7.2	7.0	6.7



- [] Ranking at each section and finish
- :-:- No data available at this section
- NA No data available

Horse/Jockey Name	GEORGIAN WARRIOR/Samantha Spratt
Finish Rank	11
Fastest Section Time (Section)	0:12.11 (L600)
Top Speed [km/h] (Section)	62.1 (L800)
Race State	Finished

AUCKLAND
THOROUGHBRED
SINCE RACING 1814

Pukekohe Park - Professional

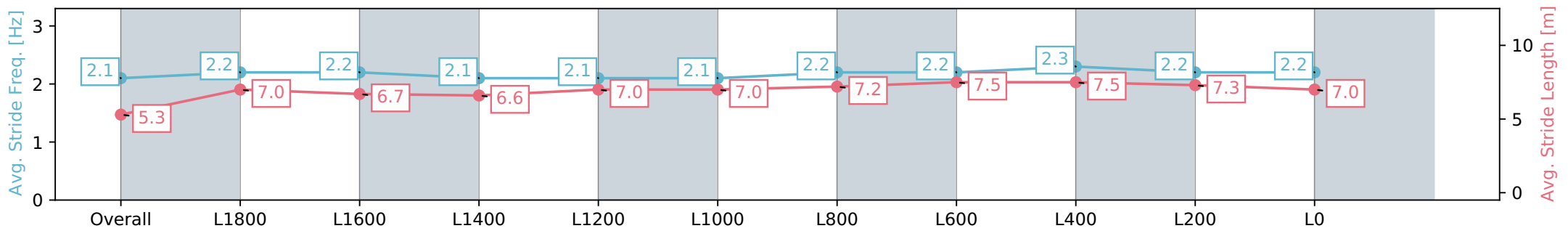
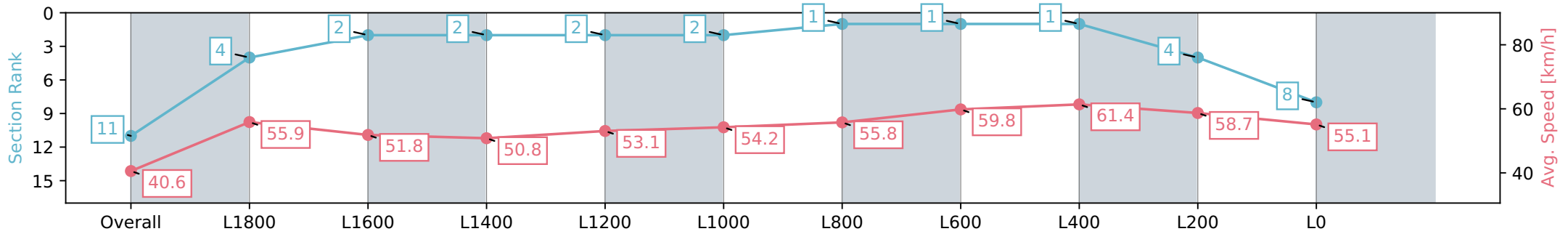
Race 8: DUNSTAN HORSEFEEDS 2100 - 2100m

19 June 2024 - 3:29PM

PUKEKOHE
PARK

Track Rating: Heavy 10, Weather: Overcast, Rail Position: +7m
Entire

Section	Overall	L1800	L1600	L1400	L1200	L1000	L800	L600	L400	L200	L0
Section Times	2:19.89 [11] (0:08.88)	2:11.01 [4] (0:13.05)	1:57.96 [2] (0:13.89)	1:44.07 [2] (0:14.17)	1:29.90 [2] (0:13.56)	1:16.34 [2] (0:13.27)	1:03.07 [1] (0:13.14)	0:49.93 [1] (0:12.51)	0:37.42 [1] (0:12.11)	0:25.31 [4] (0:12.28)	0:13.03 [8] (0:13.03)
Average Speed [km/h]	40.6	55.9	51.8	50.8	53.1	54.2	55.8	59.8	61.4	58.7	55.1
Top Speed [km/h]	55.4	57.2	54.0	52.2	54.8	54.8	57.4	61.2	62.1	60.6	57.2
Avg. Dist. to Rail [m]	7.9	2.7	0.5	0.5	0.7	0.5	2.9	6.8	10.0	14.2	13.7
Avg. Stride Freq. [Hz]	2.1	2.2	2.2	2.1	2.1	2.1	2.1	2.2	2.2	2.3	2.2
Avg. Stride Length [m]	5.3	7.0	6.7	6.6	7.0	7.0	7.2	7.5	7.5	7.3	7.0



- [] Ranking at each section and finish
- :-:- No data available at this section
- NA No data available

Horse/Jockey Name	IN A PICKLE/Rihaan Goyaram
Finish Rank	12
Fastest Section Time (Section)	0:12.15 (L400)
Top Speed [km/h] (Section)	61.6 (L800)
Race State	Finished

AUCKLAND
THOROUGHBRED
SINCE RACING 1814

Pukekohe Park - Professional

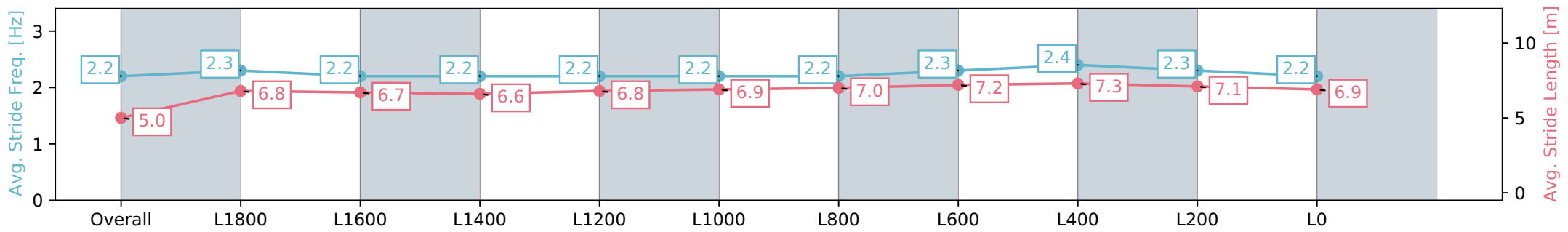
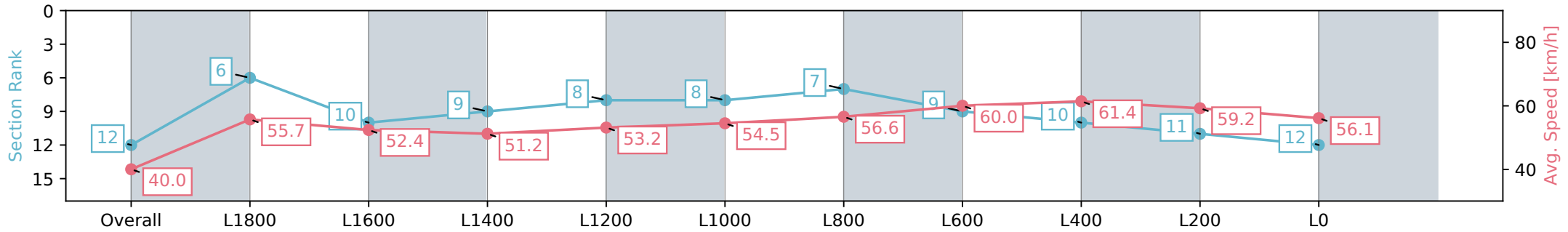
Race 8: DUNSTAN HORSEFEEDS 2100 - 2100m

19 June 2024 - 3:29PM

PUKEKOHE
PARK

Track Rating: Heavy 10, Weather: Overcast, Rail Position: +7m
Entire

Section	Overall	L1800	L1600	L1400	L1200	L1000	L800	L600	L400	L200	L0
Section Times	2:20.15 [12] (0:09.02)	2:11.13 [6] (0:13.39)	1:57.74 [10] (0:13.93)	1:43.81 [9] (0:14.27)	1:29.54 [8] (0:13.55)	1:15.99 [8] (0:13.18)	1:02.81 [7] (0:13.08)	0:49.73 [9] (0:12.54)	0:37.19 [10] (0:12.22)	0:24.97 [11] (0:12.15)	0:12.82 [12] (0:12.82)
Average Speed [km/h]	40.0	55.7	52.4	51.2	53.2	54.5	56.6	60.0	61.4	59.2	56.1
Top Speed [km/h]	55.1	56.8	54.7	52.5	54.9	55.2	59.1	61.3	61.6	60.9	58.3
Avg. Dist. to Rail [m]	12.7	6.4	2.8	3.3	3.2	2.8	4.3	8.3	12.3	15.6	14.3
Avg. Stride Freq. [Hz]	2.2	2.3	2.2	2.2	2.2	2.2	2.2	2.3	2.4	2.3	2.2
Avg. Stride Length [m]	5.0	6.8	6.7	6.6	6.8	6.9	7.0	7.2	7.3	7.1	6.9



- [] Ranking at each section and finish
- :-:- No data available at this section
- NA No data available

Horse/Jockey Name	ROCKING GOOD TIME/Tayla Mitchell
Finish Rank	13
Fastest Section Time (Section)	0:12.22 (L600)
Top Speed [km/h] (Section)	61.3 (L800)
Race State	Finished

AUCKLAND
THOROUGHBRED
SINCE RACING 1864

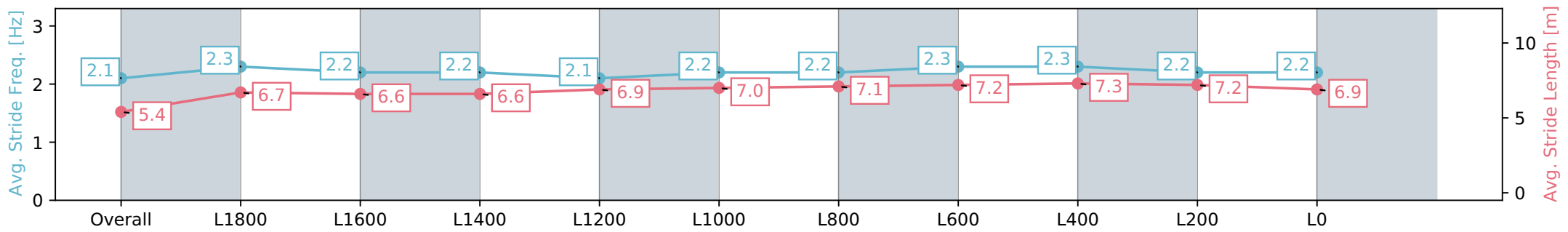
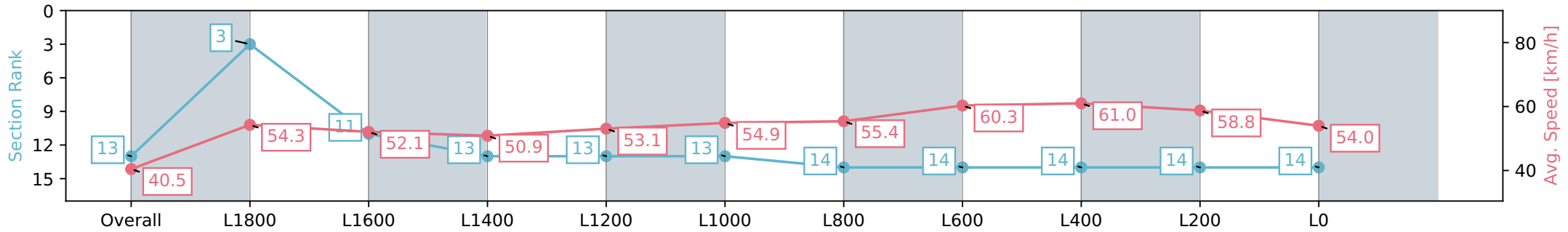
Pukekohe Park - Professional
Race 8: DUNSTAN HORSEFEEDS 2100 - 2100m

19 June 2024 - 3:29PM

PUKEKOHE
PARK

Track Rating: Heavy 10, Weather: Overcast, Rail Position: +7m
Entire

Section	Overall	L1800	L1600	L1400	L1200	L1000	L800	L600	L400	L200	L0
Section Times	2:21.37 [13] (0:08.87)	2:12.50 [3] (0:13.78)	1:58.72 [11] (0:14.16)	1:44.56 [13] (0:14.30)	1:30.26 [13] (0:13.55)	1:16.71 [13] (0:13.15)	1:03.56 [14] (0:13.25)	0:50.31 [14] (0:12.49)	0:37.82 [14] (0:12.22)	0:25.60 [14] (0:12.25)	0:13.35 [14] (0:13.35)
Average Speed [km/h]	40.5	54.3	52.1	50.9	53.1	54.9	55.4	60.3	61.0	58.8	54.0
Top Speed [km/h]	53.6	55.1	52.8	51.9	54.9	55.8	58.6	60.9	61.3	61.0	56.3
Avg. Dist. to Rail [m]	13.5	7.6	3.6	3.1	2.9	3.0	3.3	7.6	11.2	14.2	13.1
Avg. Stride Freq. [Hz]	2.1	2.3	2.2	2.2	2.1	2.2	2.2	2.3	2.3	2.2	2.2
Avg. Stride Length [m]	5.4	6.7	6.6	6.6	6.9	7.0	7.1	7.2	7.3	7.2	6.9



- [] Ranking at each section and finish
- :-:- No data available at this section
- NA No data available

Horse/Jockey Name	AFTER PARTY/Kazuya Asano
Finish Rank	14
Fastest Section Time (Section)	0:12.48 (L600)
Top Speed [km/h] (Section)	61.0 (L1000)
Race State	Finished

AUCKLAND
THOROUGHBRED
SINCE RACING 1864

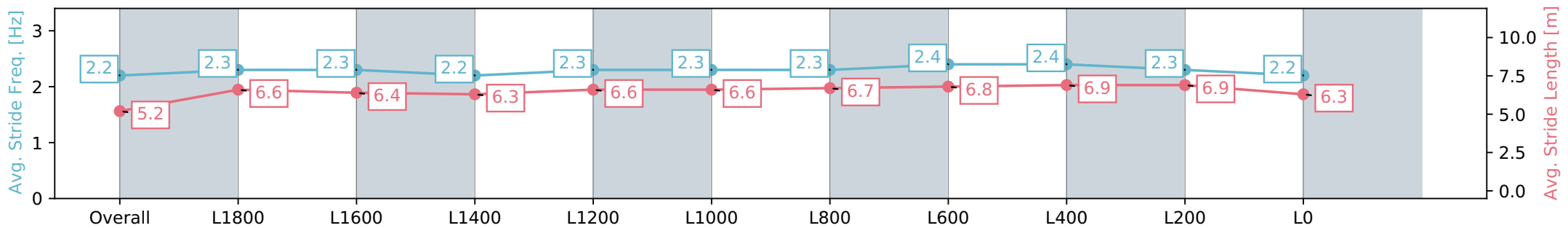
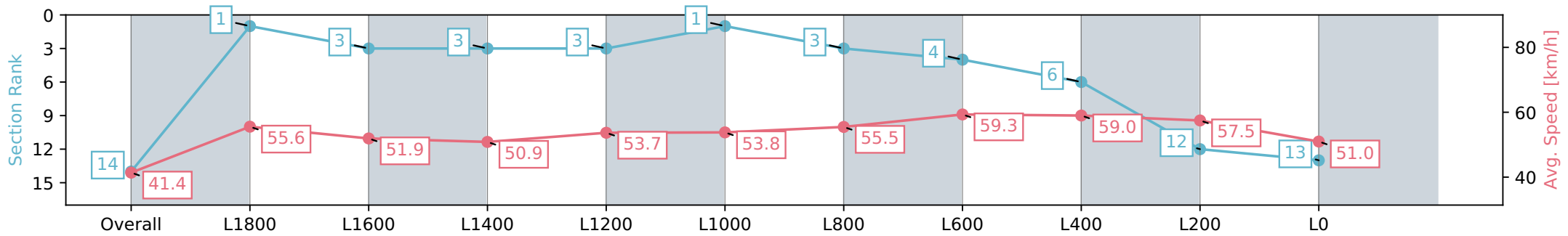
Pukekohe Park - Professional
Race 8: DUNSTAN HORSEFEEDS 2100 - 2100m

19 June 2024 - 3:29PM

PUKEKOHE
PARK

Track Rating: Heavy 10, Weather: Overcast, Rail Position: +7m
Entire

Section	Overall	L1800	L1600	L1400	L1200	L1000	L800	L600	L400	L200	L0
Section Times	2:21.83 [14] (0:08.79)	2:13.04 [1] (0:13.15)	1:59.89 [3] (0:13.92)	1:45.97 [3] (0:14.20)	1:31.77 [3] (0:13.45)	1:18.32 [1] (0:13.37)	1:04.95 [3] (0:13.21)	0:51.74 [4] (0:12.61)	0:39.13 [6] (0:12.48)	0:26.65 [12] (0:12.56)	0:14.09 [13] (0:14.09)
Average Speed [km/h]	41.4	55.6	51.9	50.9	53.7	53.8	55.5	59.3	59.0	57.5	51.0
Top Speed [km/h]	53.5	57.7	54.5	52.4	54.7	54.7	57.7	61.0	60.8	59.3	54.6
Avg. Dist. to Rail [m]	9.2	3.0	0.9	1.2	1.6	1.4	3.1	6.3	7.8	10.7	9.4
Avg. Stride Freq. [Hz]	2.2	2.3	2.3	2.2	2.3	2.3	2.3	2.3	2.4	2.4	2.2
Avg. Stride Length [m]	5.2	6.6	6.4	6.3	6.6	6.6	6.6	6.7	6.9	6.9	6.3



- [] Ranking at each section and finish
- :-:- No data available at this section
- NA No data available