

Track Rating: Heavy 9, Weather: Overcast, Rail Position: +4m Entire

Section Field Times		Overall	L1000	L800	L600	L400	L200							
		1:13.54 (0:13.75)	0:59.79 (0:11.75)	0:48.04 (0:12.32)	0:35.72 (0:11.94)	0:23.79 (0:11.51)	0:12.27 (0:12.27)							
Position	#	Horse/Jockey	Barrier	Top Speed [km/h]	Fastest Section	First 400m	Overall	L1000	L800	L600	L400	L200	Margin	Distance Travelled From Winner [m]
1	1	POKURU GOLD Owen Bosson	1	64.5 600-400	0:11.43 400-200	0:25.59	1:13.54 (0:13.81)	0:59.73 [4] (0:11.78)	0:47.95 [3] (0:12.45)	0:35.50 [3] (0:11.79)	0:23.71 [3] (0:11.43)	0:12.28 [1] (0:12.28)	1:13.54	
2	7	RAREZA Niranjan Parmar	5	65.4 600-400	0:11.28 400-200	0:26.07	1:13.61 (0:14.32)	0:59.29 [7] (0:11.75)	0:47.54 [7] (0:12.24)	0:35.30 [7] (0:11.79)	0:23.51 [7] (0:11.28)	0:12.23 [2] (0:12.23)	0.4L	+3
3	3	MURCH Triston Moodley	7	65.2 1200-1000	0:11.72 400-200	0:25.50	1:13.77 (0:13.74)	1:00.03 [1] (0:11.76)	0:48.27 [1] (0:12.36)	0:35.91 [2] (0:11.89)	0:24.02 [1] (0:11.72)	0:12.30 [4] (0:12.30)	1.3L	+0
4	5	CITY GIRL Jessica Allen	6	65.1 1200-1000	0:11.48 400-200	0:25.85	1:13.89 (0:13.96)	0:59.93 [5] (0:11.89)	0:48.04 [5] (0:12.22)	0:35.82 [4] (0:11.85)	0:23.97 [4] (0:11.48)	0:12.49 [3] (0:12.49)	2.0L	+2
5	6	RIDE SALLY RIDE Maria Sanson	3	64.4 1200-1000	0:11.75 1000-800	0:25.55	1:14.43 (0:13.80)	1:00.63 [3] (0:11.75)	0:48.88 [2] (0:12.26)	0:36.62 [1] (0:11.98)	0:24.64 [2] (0:11.75)	0:12.89 [5] (0:12.89)	5.0L	+3
6	4	PARADISE THUNDER Samantha Spratt	4	64.4 1200-1000	0:11.76 400-200	0:25.95	1:14.65 (0:14.15)	1:00.50 [6] (0:11.80)	0:48.70 [6] (0:12.33)	0:36.37 [6] (0:11.80)	0:24.57 [6] (0:11.76)	0:12.81 [7] (0:12.81)	6.3L	-2
7	2	NAXOS Bill Jacobson	2	65.0 1200-1000	0:11.79 400-200	0:25.67	1:14.78 (0:13.77)	1:01.01 [2] (0:11.90)	0:49.11 [4] (0:12.44)	0:36.67 [5] (0:11.83)	0:24.84 [5] (0:11.79)	0:13.05 [6] (0:13.05)	7.0L	-1

Scratched: Dan Vegas (#8)

Horse/Jockey Name	POKURU GOLD/Owen Bosson
Finish Rank	1
Fastest Section Time (Section)	0:11.43 (L400)
Top Speed [km/h] (Section)	64.5 (L600)
Race State	Finished

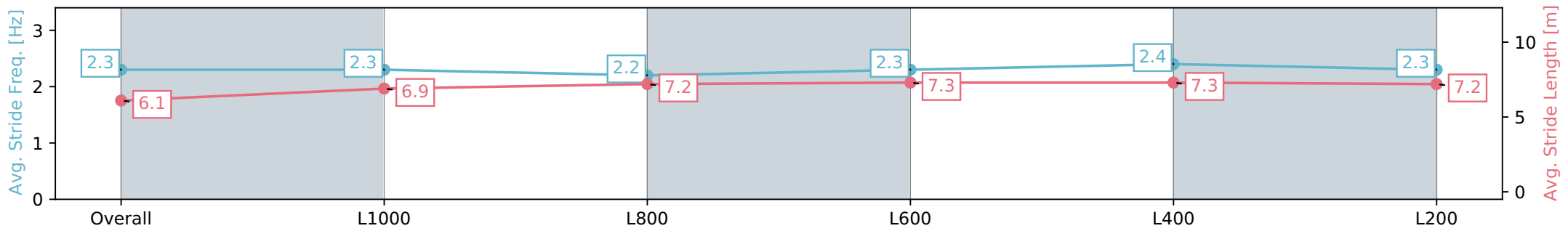
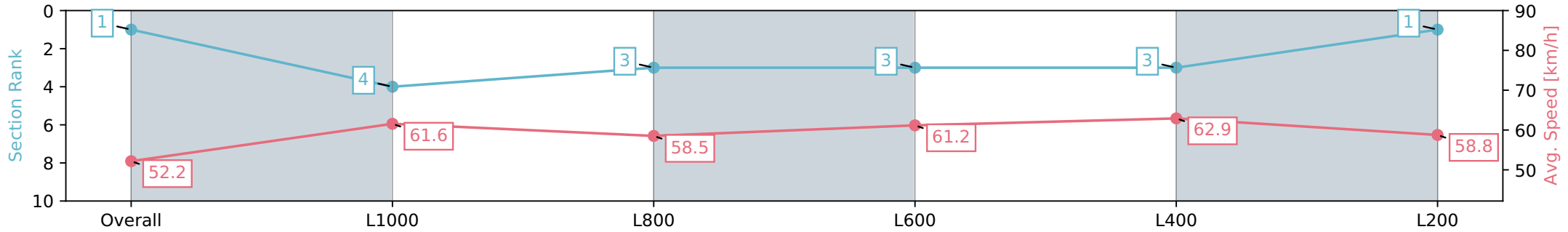


Pukekohe Park - Professional
 Race 1: AUCKLAND CO-OP TAXIS 1200 - 1200m
 01 June 2024 - 12:53PM



Track Rating: Heavy 9, Weather: Overcast, Rail Position: +4m Entire

Section	Overall	L1000	L800	L600	L400	L200
Section Times	1:13.54 [1] (0:13.81)	0:59.73 [4] (0:11.78)	0:47.95 [3] (0:12.45)	0:35.50 [3] (0:11.79)	0:23.71 [3] (0:11.43)	0:12.28 [1] (0:12.28)
Average Speed [km/h]	52.2	61.6	58.5	61.2	62.9	58.8
Top Speed [km/h]	63.9	63.5	59.4	63.2	64.5	61.2
Avg. Dist. to Rail [m]	0.9	1.5	1.8	1.2	4.1	6.0
Avg. Stride Freq. [Hz]	2.3	2.3	2.2	2.3	2.4	2.3
Avg. Stride Length [m]	6.1	6.9	7.2	7.3	7.3	7.2



- [] Ranking at each section and finish
- :-:- No data available at this section
- NA No data available

Horse/Jockey Name	RAREZA/Niranjan Parmar
Finish Rank	2
Fastest Section Time (Section)	0:11.28 (L400)
Top Speed [km/h] (Section)	65.4 (L600)
Race State	Finished



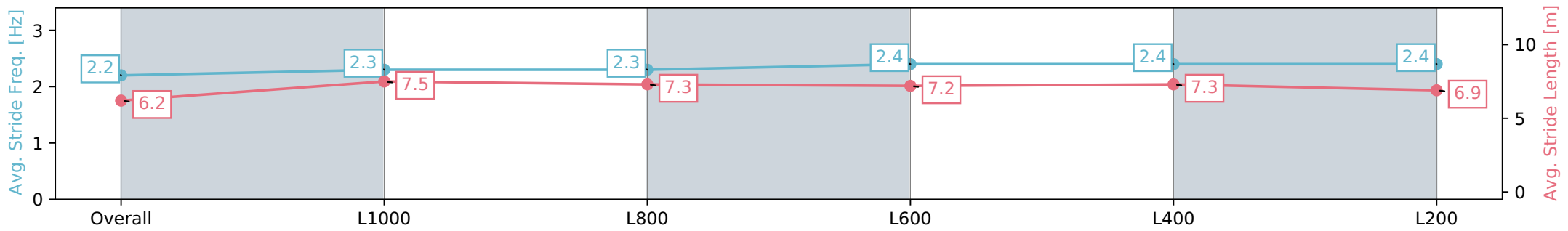
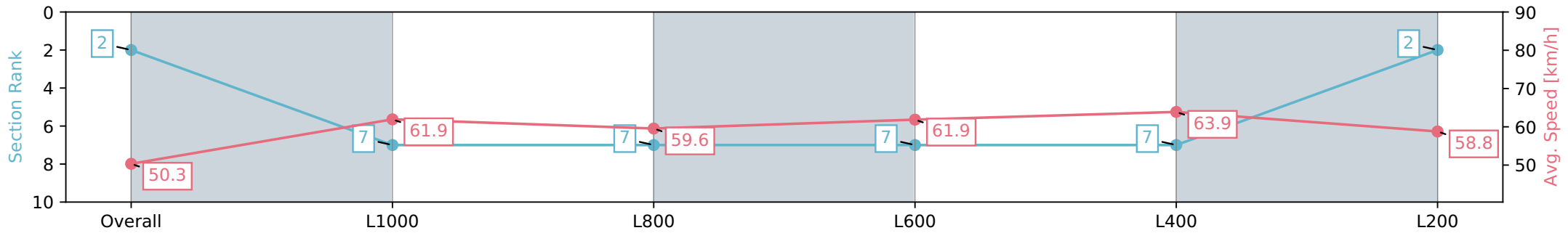
Pukekohe Park - Professional
Race 1: AUCKLAND CO-OP TAXIS 1200 - 1200m



01 June 2024 - 12:53PM

Track Rating: Heavy 9, Weather: Overcast, Rail Position: +4m Entire

Section	Overall	L1000	L800	L600	L400	L200
Section Times	1:13.61 [2] (0:14.32)	0:59.29 [7] (0:11.75)	0:47.54 [7] (0:12.24)	0:35.30 [7] (0:11.79)	0:23.51 [7] (0:11.28)	0:12.23 [2] (0:12.23)
Average Speed [km/h]	50.3	61.9	59.6	61.9	63.9	58.8
Top Speed [km/h]	64.1	65.0	61.3	65.3	65.4	61.3
Avg. Dist. to Rail [m]	3.2	1.5	2.4	4.6	8.6	7.3
Avg. Stride Freq. [Hz]	2.2	2.3	2.3	2.4	2.4	2.4
Avg. Stride Length [m]	6.2	7.5	7.3	7.2	7.3	6.9



- [] Ranking at each section and finish
- :-:- No data available at this section
- NA No data available

Horse/Jockey Name	MURCH/Triston Moodley
Finish Rank	3
Fastest Section Time (Section)	0:11.72 (L400)
Top Speed [km/h] (Section)	65.2 (Overall)
Race State	Finished

AUCKLAND
THOROUGHBRED
SINCE RACING 1864

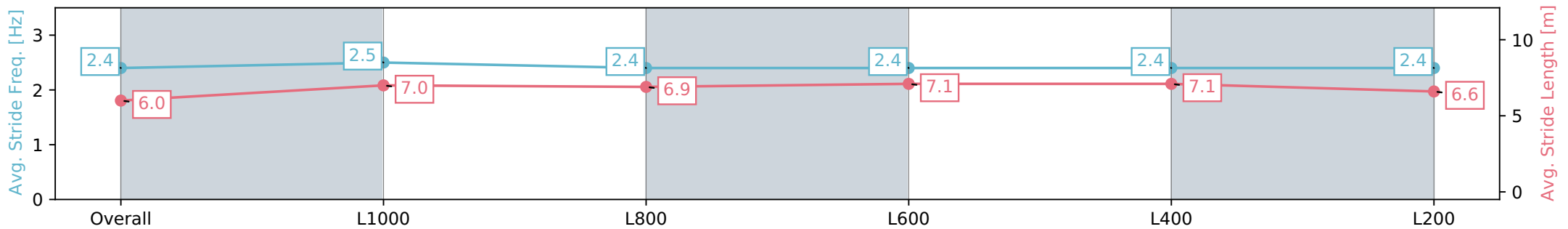
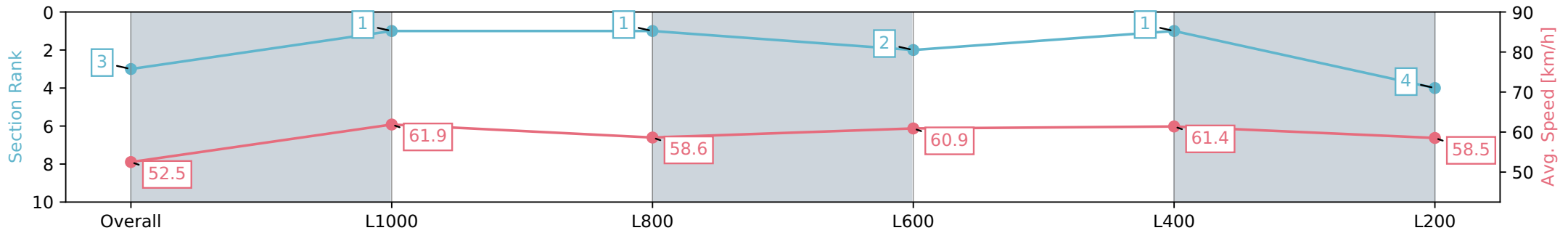
Pukekohe Park - Professional
Race 1: AUCKLAND CO-OP TAXIS 1200 - 1200m

PUKEKOHE
PARK

01 June 2024 - 12:53PM

Track Rating: Heavy 9, Weather: Overcast, Rail Position: +4m Entire

Section	Overall	L1000	L800	L600	L400	L200
Section Times	1:13.77 [3] (0:13.74)	1:00.03 [1] (0:11.76)	0:48.27 [1] (0:12.36)	0:35.91 [2] (0:11.89)	0:24.02 [1] (0:11.72)	0:12.30 [4] (0:12.30)
Average Speed [km/h]	52.5	61.9	58.6	60.9	61.4	58.5
Top Speed [km/h]	65.0	65.2	59.1	63.1	63.3	60.6
Avg. Dist. to Rail [m]	5.6	2.0	0.8	1.9	2.4	4.7
Avg. Stride Freq. [Hz]	2.4	2.5	2.4	2.4	2.4	2.4
Avg. Stride Length [m]	6.0	7.0	6.9	7.1	7.1	6.6



Report Created: Sat 01 June 2024 11:04:39 GMT+10 (Note: Timing is based on positional data)

Page 4/8

- [] Ranking at each section and finish
- :-:- No data available at this section
- NA No data available

Horse/Jockey Name	CITY GIRL/Jessica Allen
Finish Rank	4
Fastest Section Time (Section)	0:11.48 (L400)
Top Speed [km/h] (Section)	65.1 (Overall)
Race State	Finished

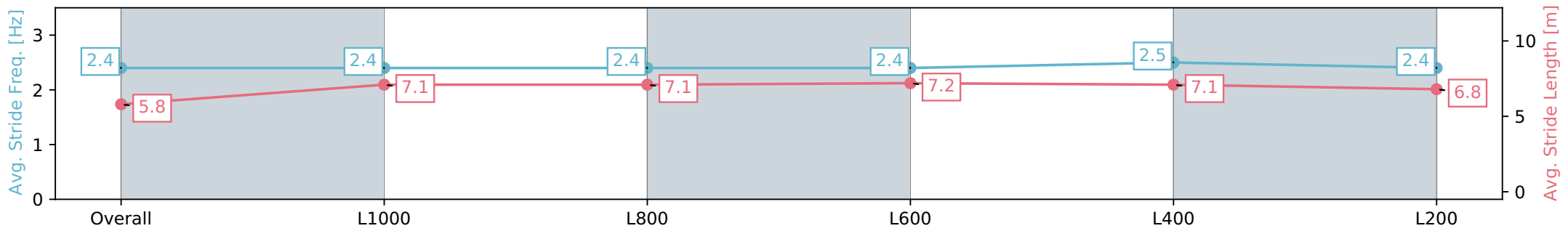
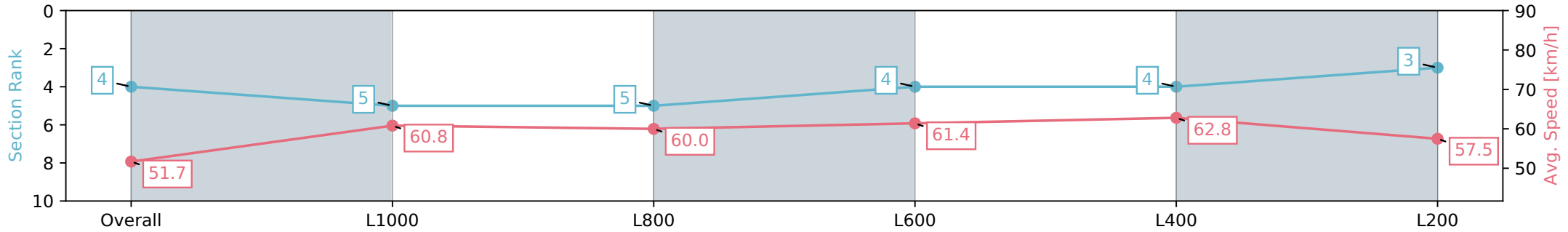


Pukekohe Park - Professional
 Race 1: AUCKLAND CO-OP TAXIS 1200 - 1200m
 01 June 2024 - 12:53PM



Track Rating: Heavy 9, Weather: Overcast, Rail Position: +4m Entire

Section	Overall	L1000	L800	L600	L400	L200
Section Times	1:13.89 [4] (0:13.96)	0:59.93 [5] (0:11.89)	0:48.04 [5] (0:12.22)	0:35.82 [4] (0:11.85)	0:23.97 [4] (0:11.48)	0:12.49 [3] (0:12.49)
Average Speed [km/h]	51.7	60.8	60.0	61.4	62.8	57.5
Top Speed [km/h]	65.1	64.6	60.7	62.9	64.5	60.1
Avg. Dist. to Rail [m]	3.7	1.3	2.9	3.3	6.6	6.0
Avg. Stride Freq. [Hz]	2.4	2.4	2.4	2.4	2.5	2.4
Avg. Stride Length [m]	5.8	7.1	7.1	7.2	7.1	6.8



Report Created: Sat 01 June 2024 11:04:42 GMT+10 (Note: Timing is based on positional data)

- [] Ranking at each section and finish
- :-:- No data available at this section
- NA No data available



Horse/Jockey Name	RIDE SALLY RIDE/Maria Sanson
Finish Rank	5
Fastest Section Time (Section)	0:11.75 (L1000)
Top Speed [km/h] (Section)	64.4 (Overall)
Race State	Finished

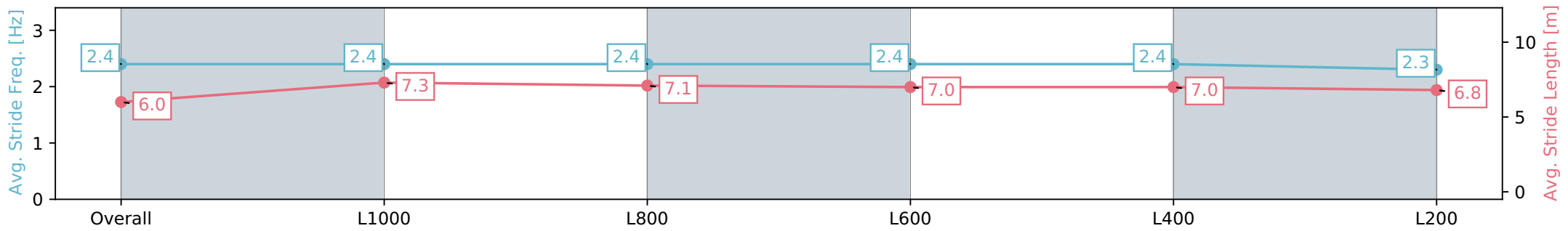
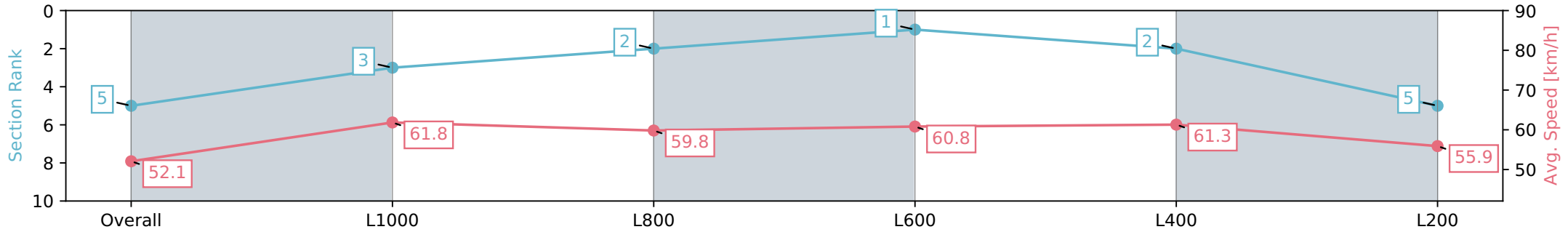


Pukekohe Park - Professional
 Race 1: AUCKLAND CO-OP TAXIS 1200 - 1200m
 01 June 2024 - 12:53PM



Track Rating: Heavy 9, Weather: Overcast, Rail Position: +4m Entire

Section	Overall	L1000	L800	L600	L400	L200
Section Times	1:14.43 [5] (0:13.80)	1:00.63 [3] (0:11.75)	0:48.88 [2] (0:12.26)	0:36.62 [1] (0:11.98)	0:24.64 [2] (0:11.75)	0:12.89 [5] (0:12.89)
Average Speed [km/h]	52.1	61.8	59.8	60.8	61.3	55.9
Top Speed [km/h]	64.4	63.8	61.9	63.2	63.2	58.5
Avg. Dist. to Rail [m]	2.3	1.4	2.8	4.4	6.7	5.6
Avg. Stride Freq. [Hz]	2.4	2.4	2.4	2.4	2.4	2.3
Avg. Stride Length [m]	6.0	7.3	7.1	7.0	7.0	6.8



Report Created: Sat 01 June 2024 11:04:44 GMT+10 (Note: Timing is based on positional data)

- [] Ranking at each section and finish
- :-:- No data available at this section
- NA No data available



Horse/Jockey Name	PARADISE THUNDER/Samantha Spratt
Finish Rank	6
Fastest Section Time (Section)	0:11.76 (L400)
Top Speed [km/h] (Section)	64.4 (Overall)
Race State	Finished

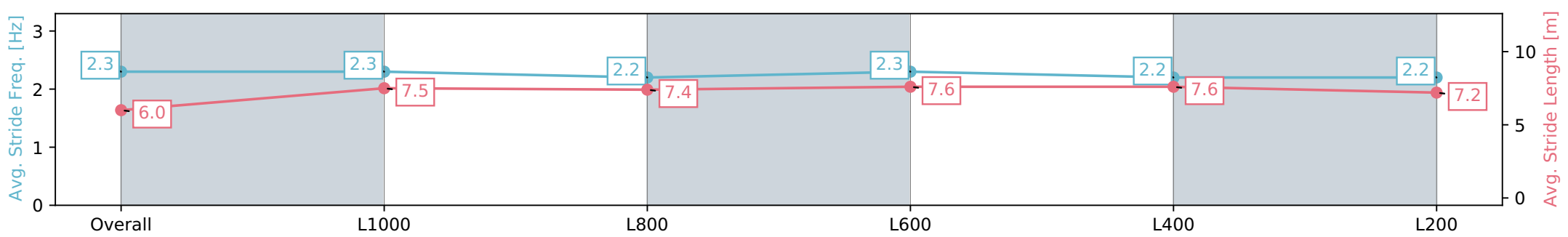
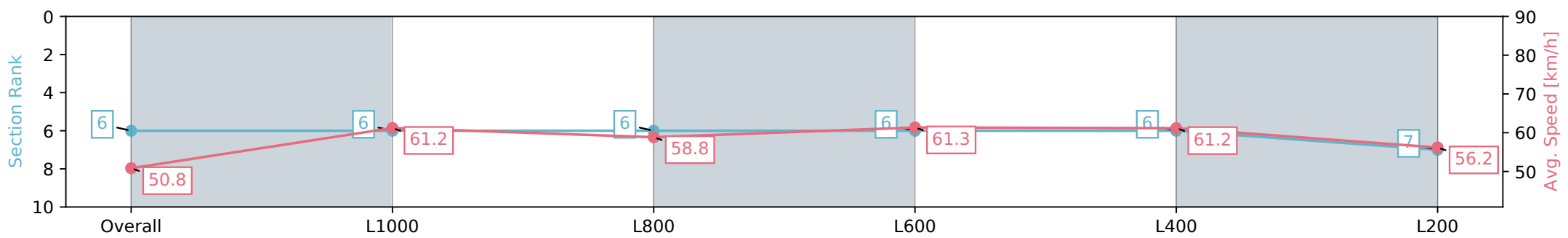


Pukekohe Park - Professional
 Race 1: AUCKLAND CO-OP TAXIS 1200 - 1200m
 01 June 2024 - 12:53PM



Track Rating: Heavy 9, Weather: Overcast, Rail Position: +4m Entire

Section	Overall	L1000	L800	L600	L400	L200
Section Times	1:14.65 [6] (0:14.15)	1:00.50 [6] (0:11.80)	0:48.70 [6] (0:12.33)	0:36.37 [6] (0:11.80)	0:24.57 [6] (0:11.76)	0:12.81 [7] (0:12.81)
Average Speed [km/h]	50.8	61.2	58.8	61.3	61.2	56.2
Top Speed [km/h]	64.3	64.4	60.0	63.3	63.3	58.6
Avg. Dist. to Rail [m]	1.9	0.8	1.0	1.6	3.2	5.1
Avg. Stride Freq. [Hz]	2.3	2.3	2.2	2.3	2.2	2.2
Avg. Stride Length [m]	6.0	7.5	7.4	7.6	7.6	7.2



Report Created: Sat 01 June 2024 11:04:47 GMT+10 (Note: Timing is based on positional data)

- [] Ranking at each section and finish
- :-:- No data available at this section
- NA No data available



Horse/Jockey Name	NAXOS/Bill Jacobson
Finish Rank	7
Fastest Section Time (Section)	0:11.79 (L400)
Top Speed [km/h] (Section)	65.0 (Overall)
Race State	Finished



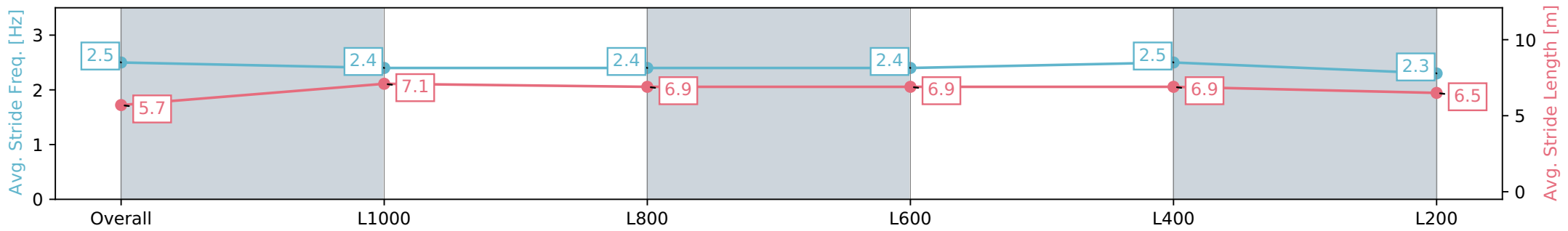
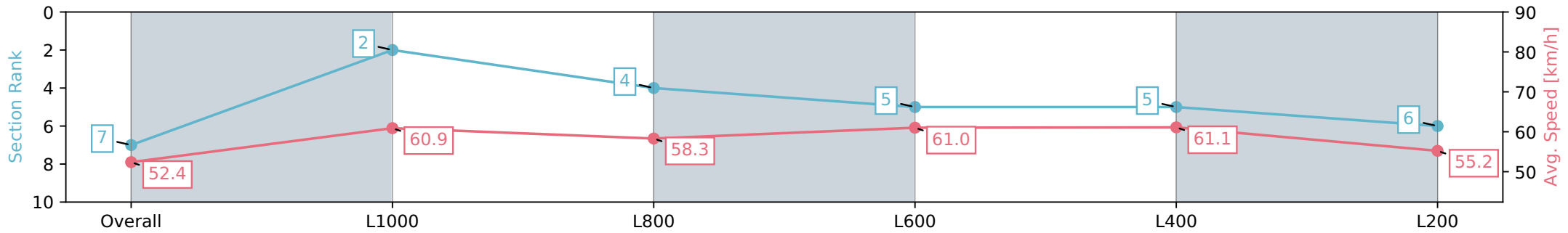
Pukekohe Park - Professional
Race 1: AUCKLAND CO-OP TAXIS 1200 - 1200m



01 June 2024 - 12:53PM

Track Rating: Heavy 9, Weather: Overcast, Rail Position: +4m Entire

Section	Overall	L1000	L800	L600	L400	L200
Section Times	1:14.78 [7] (0:13.77)	1:01.01 [2] (0:11.90)	0:49.11 [4] (0:12.44)	0:36.67 [5] (0:11.83)	0:24.84 [5] (0:11.79)	0:13.05 [6] (0:13.05)
Average Speed [km/h]	52.4	60.9	58.3	61.0	61.1	55.2
Top Speed [km/h]	65.0	63.9	59.2	62.6	62.5	58.2
Avg. Dist. to Rail [m]	2.2	0.9	1.4	1.2	3.2	4.0
Avg. Stride Freq. [Hz]	2.5	2.4	2.4	2.4	2.5	2.3
Avg. Stride Length [m]	5.7	7.1	6.9	6.9	6.9	6.5



Report Created: Sat 01 June 2024 11:04:49 GMT+10 (Note: Timing is based on positional data)

- [] Ranking at each section and finish
- :-:- No data available at this section
- NA No data available

