

Track Rating: Heavy 10, Weather: Raining, Rail Position: True

Section Field Times							Overall	L1200	L1000	L800	L600	L400		
							1:28.13 (0:14.91)	1:13.22 (0:11.87)	1:01.35 (0:12.42)	0:48.93 (0:12.22)	0:36.71 (0:11.92)	0:24.79 (0:11.84)		
Position	#	Horse/Jockey	Barrier	Top Speed [km/h]	Fastest Section	First 400m							Distance Travelled From Winner [m]	
1	2	MISTER ROQUETTE Jessica Allen	2	62.5 600-400	0:11.90 400-200	0:26.84	1:28.13 (0:14.93)	1:13.20 [2] (0:11.91)	1:01.29 [3] (0:12.36)	0:48.93 [1] (0:12.22)	0:36.71 [1] (0:11.92)	0:24.79 [1] (0:11.90)		
2	13	MIDNIGHT SCANDAL Samantha Spratt	6	64.1 800-600	0:11.83 600-400	0:26.78	1:28.17 (0:14.91)	1:13.26 [1] (0:11.87)	1:01.39 [1] (0:12.43)	0:48.96 [2] (0:12.30)	0:36.66 [2] (0:11.83)	0:24.83 [1] (0:11.84)	+0	
3	8	LA MEZQUITA James Doyle	9	63.5 800-600	0:11.57 400-200	0:27.40	1:28.59 (0:15.43)	1:13.16 [12] (0:11.97)	1:01.19 [10] (0:12.35)	0:48.84 [11] (0:12.47)	0:36.37 [12] (0:12.14)	0:24.23 [11] (0:11.57)	+5	
4	6	WHISKEY N' RYE Kelly Myers	5	62.8 800-600	0:11.88 1200-1000	0:27.07	1:28.67 (0:15.19)	1:13.48 [5] (0:11.88)	1:01.60 [4] (0:12.35)	0:49.25 [4] (0:12.25)	0:37.00 [3] (0:11.95)	0:25.05 [3] (0:11.89)	+2	
5	7	GIRLS LIGHT UP Michael McNab	4	63.3 800-600	0:11.92 600-400	0:27.13	1:28.70 (0:15.19)	1:13.51 [5] (0:11.94)	1:01.57 [5] (0:12.31)	0:49.26 [5] (0:12.27)	0:36.99 [5] (0:11.92)	0:25.07 [4] (0:11.96)	-1	
6	9	VISTOWN Triston Moodley	3	64.2 600-400	0:11.73 400-200	0:27.37	1:28.71 (0:15.42)	1:13.29 [11] (0:11.95)	1:01.34 [9] (0:12.31)	0:49.03 [8] (0:12.27)	0:36.76 [8] (0:12.17)	0:24.59 [8] (0:11.73)	+5	
7	3	WHAT A CHARMA Jasmine Fawcett	13	62.4 1400-1200	0:11.79 1200-1000	0:26.80	1:28.73 (0:15.01)	1:13.72 [3] (0:11.79)	1:01.93 [2] (0:12.43)	0:49.50 [3] (0:12.44)	0:37.06 [4] (0:12.10)	0:24.96 [5] (0:11.99)	+5	
8	12	LOVEAROADIE Vincent Colgan	7	63.4 1000-800	0:11.93 1200-1000	0:27.16	1:28.82 (0:15.23)	1:13.59 [7] (0:11.93)	1:01.66 [6] (0:12.35)	0:49.31 [6] (0:12.28)	0:37.03 [6] (0:12.02)	0:25.01 [6] (0:11.99)	+8	
9	1	LERADO Ngakau Hailey	1	62.8 800-600	0:11.96 400-200	0:27.47	1:29.13 (0:15.41)	1:13.72 [10] (0:12.06)	1:01.66 [12] (0:12.27)	0:49.39 [10] (0:12.25)	0:37.14 [9] (0:12.02)	0:25.12 [7] (0:11.96)	-1	
10	4	INNOCENT VICTIM Niranjan Parmar	12	63.3 800-600	0:11.73 400-200	0:27.59	1:29.22 (0:15.56)	1:13.65 [13] (0:12.02)	1:01.63 [13] (0:12.39)	0:49.24 [13] (0:12.54)	0:36.70 [13] (0:12.17)	0:24.53 [13] (0:11.73)	+13	

Scratched: Arrowette (#11), Duchess Of War (#15), Koheroa (#16)

Track Rating: Heavy 10, Weather: Raining, Rail Position: True

Section Field Times							Overall	L1200	L1000	L800	L600	L400	
							1:28.13 (0:14.91)	1:13.22 (0:11.87)	1:01.35 (0:12.42)	0:48.93 (0:12.22)	0:36.71 (0:11.92)	0:24.79 (0:11.84)	
Position	#	Horse/Jockey	Barrier	Top Speed [km/h]	Fastest Section	First 400m							Distance Travelled From Winner [m]
11	5	AQUA MAN Warren Kennedy	11	62.5 800-600	0:11.94 400-200	0:27.40	1:29.47 (0:15.41)	1:14.06 [9] (0:11.99)	1:02.07 [11] (0:12.32)	0:49.75 [9] (0:12.41)	0:37.34 [10] (0:12.16)	0:25.18 [9] (0:11.94)	+7
12	14	RIGHTLY SO Ace Lawson-Carroll	14	62.9 1000-800	0:11.96 400-200	0:27.32	1:29.96 (0:15.23)	1:14.73 [8] (0:12.09)	1:02.64 [8] (0:12.47)	0:50.17 [12] (0:12.39)	0:37.78 [11] (0:12.21)	0:25.57 [12] (0:11.96)	+11
13	10	AFTER PARTY Craig Grylls	10	62.1 800-600	0:12.08 1200-1000	0:27.16	1:30.19 (0:15.08)	1:15.11 [4] (0:12.08)	1:03.03 [7] (0:12.39)	0:50.64 [7] (0:12.40)	0:38.24 [7] (0:12.36)	0:25.88 [10] (0:12.08)	+9

Scratched: Arrowette (#11), Duchess Of War (#15), Koheroa (#16)

- [] Position in running at each section and finish # Saddle cloth number
- :--:-- No data available at this section DNF Did not finish
- NA No data available DNT Did not track
- Background shading for fastest section

Track Rating: Heavy 10, Weather: Raining, Rail Position: True

Section
Field Times

L200
0:12.95
(0:12.95)

Position	#	Horse/Jockey	Barrier	Top Speed [km/h]	Fastest Section	First 400m	Margin							Distance Travelled From Winner [m]
1	2	MISTER ROQUETTE Jessica Allen	2	62.5 600-400	0:11.90 400-200	0:26.84	0:12.89 [2] (0:12.89)	1:28.13						
2	13	MIDNIGHT SCANDAL Samantha Spratt	6	64.1 800-600	0:11.83 600-400	0:26.78	0:12.99 [1] (0:12.99)	0.3L						+0
3	8	LA MEZQUITA James Doyle	9	63.5 800-600	0:11.57 400-200	0:27.40	0:12.65 [8] (0:12.65)	2.8L						+5
4	6	WHISKEY N' RYE Kelly Myers	5	62.8 800-600	0:11.88 1200-1000	0:27.07	0:13.16 [3] (0:13.16)	3.0L						+2
5	7	GIRLS LIGHT UP Michael McNab	4	63.3 800-600	0:11.92 600-400	0:27.13	0:13.11 [4] (0:13.11)	3.3L						-1
6	9	VISTOWN Triston Moodley	3	64.2 600-400	0:11.73 400-200	0:27.37	0:12.86 [7] (0:12.86)	3.3L						+5
7	3	WHAT A CHARMA Jasmine Fawcett	13	62.4 1400-1200	0:11.79 1200-1000	0:26.80	0:12.97 [5] (0:12.97)	3.5L						+5
8	12	LOVEAROADIE Vincent Colgan	7	63.4 1000-800	0:11.93 1200-1000	0:27.16	0:13.02 [6] (0:13.02)	4.0L						+8
9	1	LERADO Ngakau Hailey	1	62.8 800-600	0:11.96 400-200	0:27.47	0:13.16 [9] (0:13.16)	5.8L						-1
10	4	INNOCENT VICTIM Niranjan Parmar	12	63.3 800-600	0:11.73 400-200	0:27.59	0:12.80 [13] (0:12.80)	6.3L						+13

Scratched: Arrowette (#11), Duchess Of War (#15), Koheroa (#16)

Track Rating: Heavy 10, Weather: Raining, Rail Position: True

Section											L200	Distance	
Field Times											0:12.95	Travelled From	
											(0:12.95)	Winner [m]	
Position	#	Horse/Jockey	Barrier	Top Speed [km/h]	Fastest Section	First 400m	Margin						
11	5	AQUA MAN	11	62.5	0:11.94	0:27.40	0:13.24 [10]	7.4L					+7
		Warren Kennedy		800-600	400-200		(0:13.24)						
12	14	RIGHTLY SO	14	62.9	0:11.96	0:27.32	0:13.61 [11]	10.1L					+11
		Ace Lawson-Carroll		1000-800	400-200		(0:13.61)						
13	10	AFTER PARTY	10	62.1	0:12.08	0:27.16	0:13.80 [12]	11.4L					+9
		Craig Grylls		800-600	1200-1000		(0:13.80)						

Scratched: Arrowette (#11), Duchess Of War (#15), Koheroa (#16)

Horse/Jockey Name	MISTER ROQUETTE/Jessica Allen
Finish Rank	1
Fastest Section Time (Section)	0:11.90 (L400)
Top Speed [km/h] (Section)	62.5 (L600)
Race State	Finished



Pukekohe Park - Professional

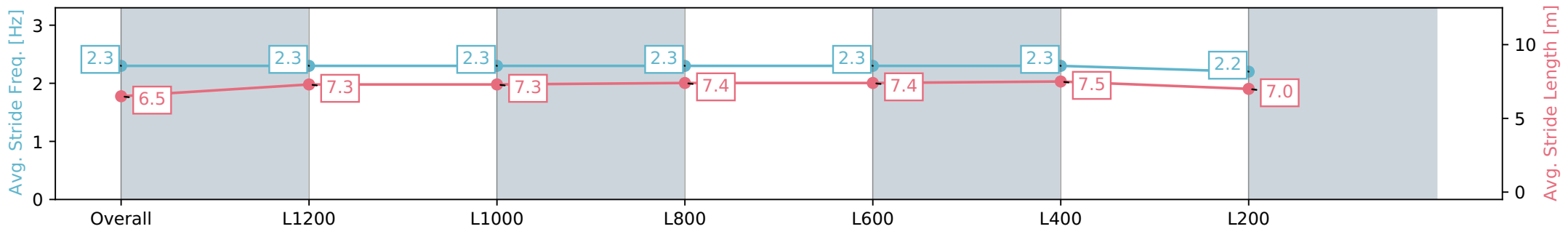
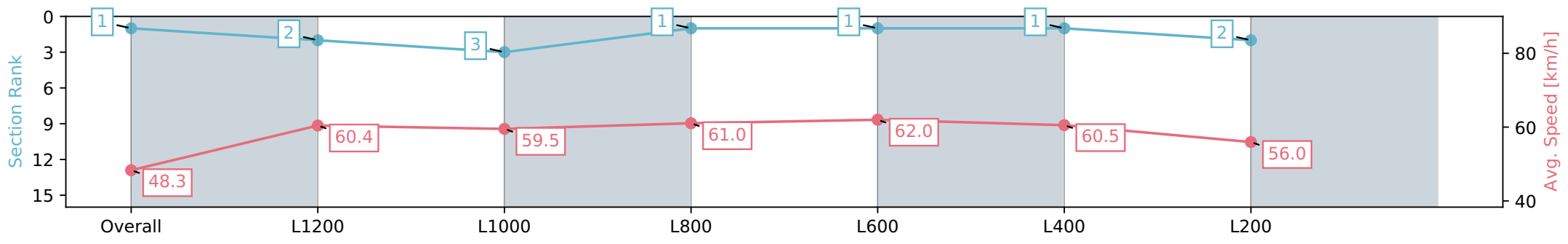
Race 9: SKYCITY 1400 - 1400m

25 May 2024 - 3:57PM



Track Rating: Heavy 10, Weather: Raining, Rail Position: True

Section	Overall	L1200	L1000	L800	L600	L400	L200
Section Times	1:28.13 [1] (0:14.93)	1:13.20 [2] (0:11.91)	1:01.29 [3] (0:12.36)	0:48.93 [1] (0:12.22)	0:36.71 [1] (0:11.92)	0:24.79 [1] (0:11.90)	0:12.89 [2] (0:12.89)
Average Speed [km/h]	48.3	60.4	59.5	61.0	62.0	60.5	56.0
Top Speed [km/h]	60.3	60.9	59.9	62.0	62.5	62.5	57.3
Avg. Dist. to Rail [m]	2.5	4.2	4.1	5.7	7.7	11.0	4.7
Avg. Stride Freq. [Hz]	2.3	2.3	2.3	2.3	2.3	2.3	2.2
Avg. Stride Length [m]	6.5	7.3	7.3	7.4	7.4	7.5	7.0



- [] Ranking at each section and finish
- :-:- No data available at this section
- NA No data available

Horse/Jockey Name	MIDNIGHT SCANDAL/Samantha Spratt
Finish Rank	2
Fastest Section Time (Section)	0:11.83 (L600)
Top Speed [km/h] (Section)	64.1 (L800)
Race State	Finished



Pukekohe Park - Professional

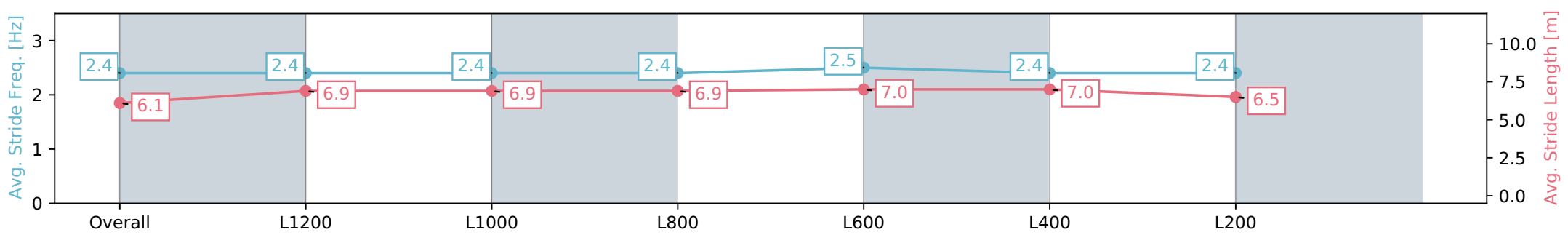
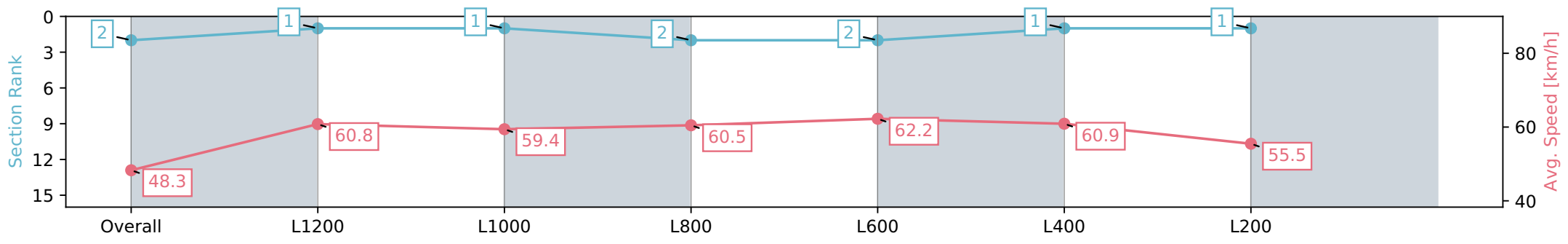
Race 9: SKYCITY 1400 - 1400m

25 May 2024 - 3:57PM



Track Rating: Heavy 10, Weather: Raining, Rail Position: True

Section	Overall	L1200	L1000	L800	L600	L400	L200
Section Times	1:28.17 [2] (0:14.91)	1:13.26 [1] (0:11.87)	1:01.39 [1] (0:12.43)	0:48.96 [2] (0:12.30)	0:36.66 [2] (0:11.83)	0:24.83 [1] (0:11.84)	0:12.99 [1] (0:12.99)
Average Speed [km/h]	48.3	60.8	59.4	60.5	62.2	60.9	55.5
Top Speed [km/h]	61.2	62.4	60.8	62.4	64.1	63.7	58.3
Avg. Dist. to Rail [m]	4.5	5.0	4.6	5.8	6.5	9.8	5.1
Avg. Stride Freq. [Hz]	2.4	2.4	2.4	2.4	2.5	2.4	2.4
Avg. Stride Length [m]	6.1	6.9	6.9	6.9	7.0	7.0	6.5



- [] Ranking at each section and finish
- :-:- No data available at this section
- NA No data available

Horse/Jockey Name	LA MEZQUITA/James Doyle
Finish Rank	3
Fastest Section Time (Section)	0:11.57 (L400)
Top Speed [km/h] (Section)	63.5 (L800)
Race State	Finished

AUCKLAND
THOROUGHBRED
SINCE RACING 1864

Pukekohe Park - Professional

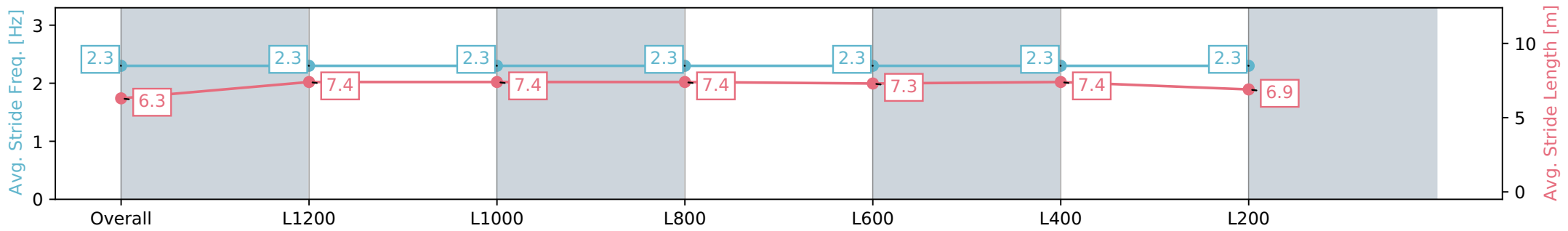
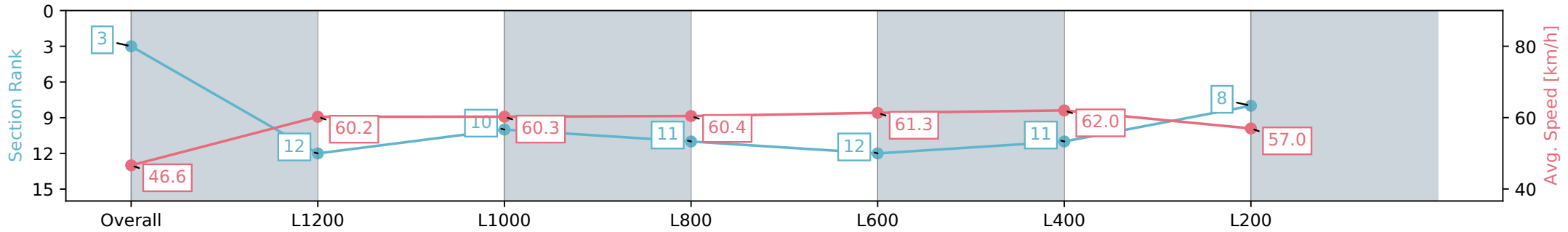
Race 9: SKYCITY 1400 - 1400m

25 May 2024 - 3:57PM

PUKEKOHE
PARK

Track Rating: Heavy 10, Weather: Raining, Rail Position: True

Section	Overall	L1200	L1000	L800	L600	L400	L200
Section Times	1:28.59 [3] (0:15.43)	1:13.16 [12] (0:11.97)	1:01.19 [10] (0:12.35)	0:48.84 [11] (0:12.47)	0:36.37 [12] (0:12.14)	0:24.23 [11] (0:11.57)	0:12.65 [8] (0:12.65)
Average Speed [km/h]	46.6	60.2	60.3	60.4	61.3	62.0	57.0
Top Speed [km/h]	59.7	60.8	61.0	60.8	63.5	63.5	59.4
Avg. Dist. to Rail [m]	5.9	5.8	5.9	7.7	9.2	12.4	12.3
Avg. Stride Freq. [Hz]	2.3	2.3	2.3	2.3	2.3	2.3	2.3
Avg. Stride Length [m]	6.3	7.4	7.4	7.4	7.3	7.4	6.9



Report Created: Sat 25 May 2024 14:15:37 GMT+10 (Note: Timing is based on positional data)

- [] Ranking at each section and finish
- :-:- No data available at this section
- NA No data available

Horse/Jockey Name	WHISKEY N' RYE/Kelly Myers
Finish Rank	4
Fastest Section Time (Section)	0:11.88 (L1200)
Top Speed [km/h] (Section)	62.8 (L800)
Race State	Finished

AUCKLAND
THOROUGHBRED
SINCE RACING 1864

Pukekohe Park - Professional

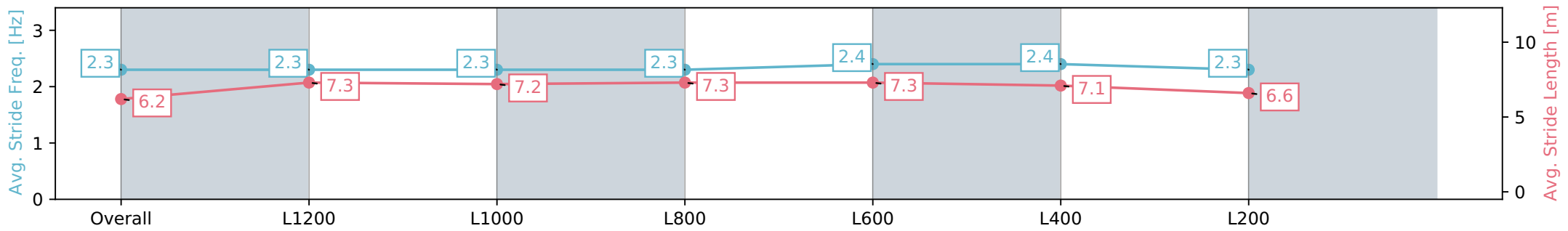
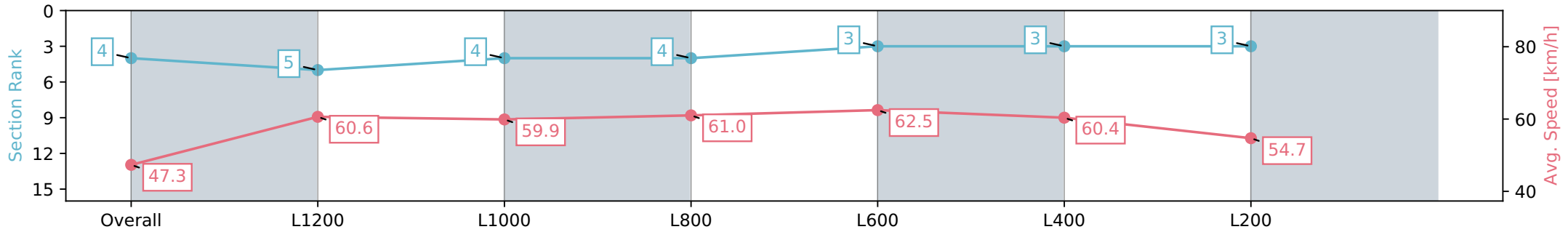
Race 9: SKYCITY 1400 - 1400m

25 May 2024 - 3:57PM

PUKEKOHE
PARK

Track Rating: Heavy 10, Weather: Raining, Rail Position: True

Section	Overall	L1200	L1000	L800	L600	L400	L200
Section Times	1:28.67 [4] (0:15.19)	1:13.48 [5] (0:11.88)	1:01.60 [4] (0:12.35)	0:49.25 [4] (0:12.25)	0:37.00 [3] (0:11.95)	0:25.05 [3] (0:11.89)	0:13.16 [3] (0:13.16)
Average Speed [km/h]	47.3	60.6	59.9	61.0	62.5	60.4	54.7
Top Speed [km/h]	60.7	61.2	61.1	62.7	62.8	62.6	57.3
Avg. Dist. to Rail [m]	4.2	5.0	4.8	6.4	9.3	14.4	14.9
Avg. Stride Freq. [Hz]	2.3	2.3	2.3	2.3	2.4	2.4	2.3
Avg. Stride Length [m]	6.2	7.3	7.2	7.3	7.3	7.1	6.6



- [] Ranking at each section and finish
- :-:- No data available at this section
- NA No data available

Horse/Jockey Name	GIRLS LIGHT UP/Michael McNab
Finish Rank	5
Fastest Section Time (Section)	0:11.92 (L600)
Top Speed [km/h] (Section)	63.3 (L800)
Race State	Finished

AUCKLAND
THOROUGHBRED
SINCE RACING 1874

Pukekohe Park - Professional

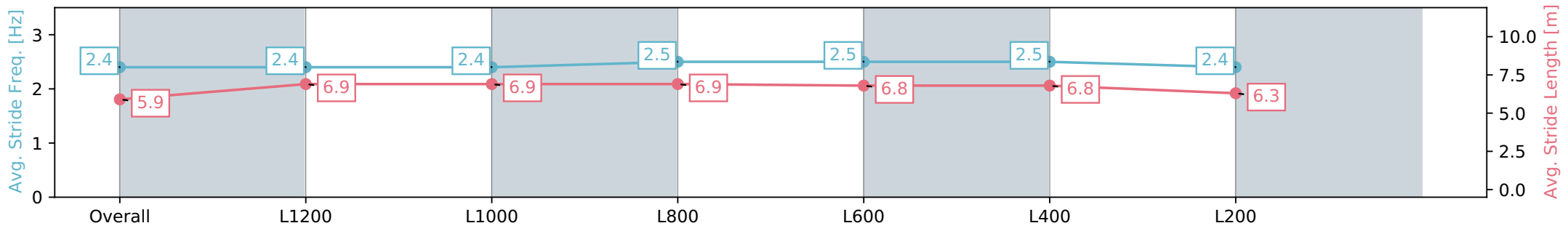
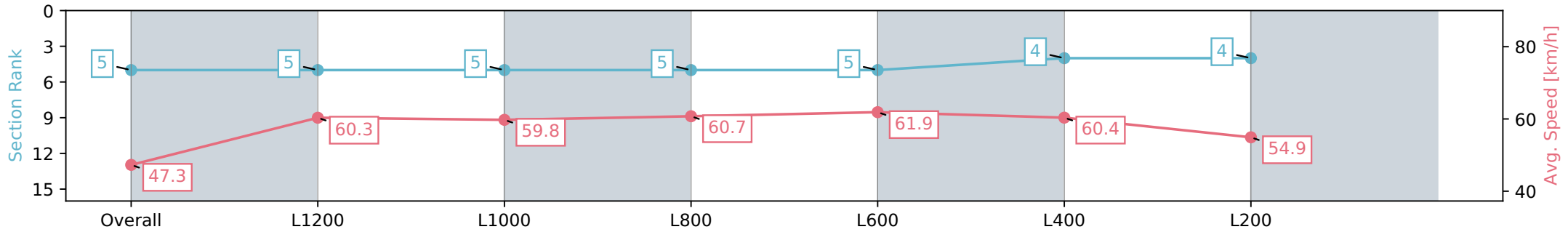
Race 9: SKYCITY 1400 - 1400m

25 May 2024 - 3:57PM

PUKEKOHE
PARK

Track Rating: Heavy 10, Weather: Raining, Rail Position: True

Section	Overall	L1200	L1000	L800	L600	L400	L200
Section Times	1:28.70 [5] (0:15.19)	1:13.51 [5] (0:11.94)	1:01.57 [5] (0:12.31)	0:49.26 [5] (0:12.27)	0:36.99 [5] (0:11.92)	0:25.07 [4] (0:11.96)	0:13.11 [4] (0:13.11)
Average Speed [km/h]	47.3	60.3	59.8	60.7	61.9	60.4	54.9
Top Speed [km/h]	59.6	60.8	60.9	62.1	63.3	62.4	57.3
Avg. Dist. to Rail [m]	3.5	4.0	3.9	5.4	7.6	13.2	13.2
Avg. Stride Freq. [Hz]	2.4	2.4	2.4	2.5	2.5	2.5	2.4
Avg. Stride Length [m]	5.9	6.9	6.9	6.9	6.8	6.8	6.3



- [] Ranking at each section and finish
- :-:- No data available at this section
- NA No data available

Horse/Jockey Name	VISTOWN/Triston Moodley
Finish Rank	6
Fastest Section Time (Section)	0:11.73 (L400)
Top Speed [km/h] (Section)	64.2 (L600)
Race State	Finished

AUCKLAND
THOROUGHBRED
SINCE RACING 1864

Pukekohe Park - Professional

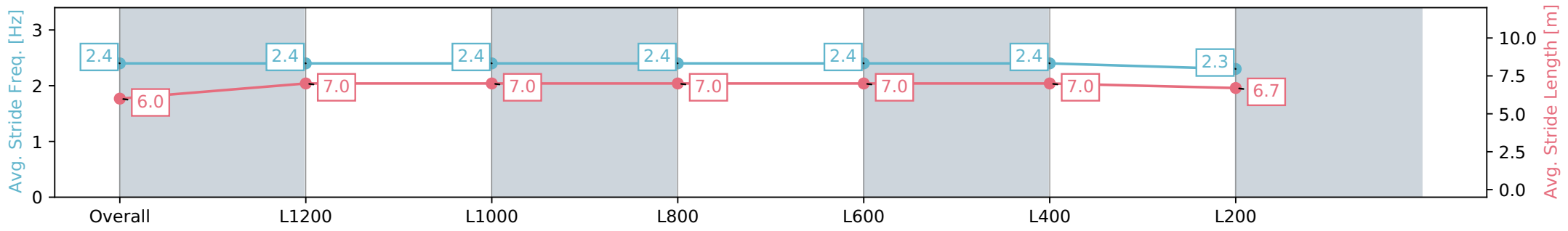
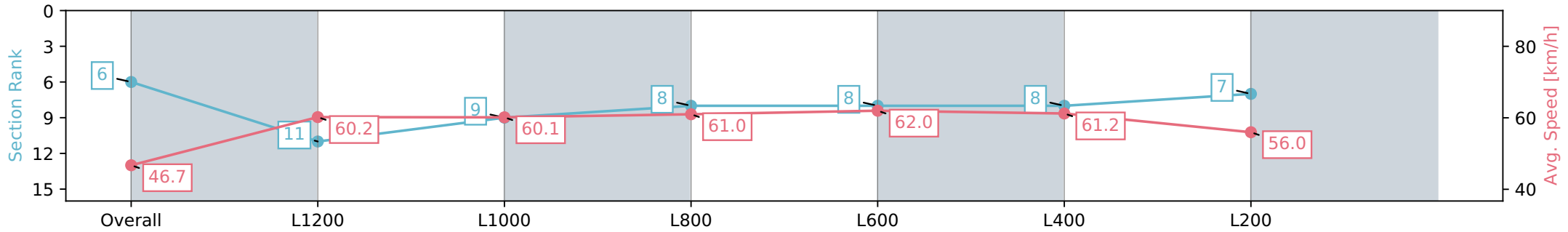
Race 9: SKYCITY 1400 - 1400m

25 May 2024 - 3:57PM

PUKEKOHE
PARK

Track Rating: Heavy 10, Weather: Raining, Rail Position: True

Section	Overall	L1200	L1000	L800	L600	L400	L200
Section Times	1:28.71 [6] (0:15.42)	1:13.29 [11] (0:11.95)	1:01.34 [9] (0:12.31)	0:49.03 [8] (0:12.27)	0:36.76 [8] (0:12.17)	0:24.59 [8] (0:11.73)	0:12.86 [7] (0:12.86)
Average Speed [km/h]	46.7	60.2	60.1	61.0	62.0	61.2	56.0
Top Speed [km/h]	59.7	61.0	60.8	62.5	64.1	64.2	58.5
Avg. Dist. to Rail [m]	3.2	4.8	5.0	6.9	12.3	18.2	18.6
Avg. Stride Freq. [Hz]	2.4	2.4	2.4	2.4	2.4	2.4	2.3
Avg. Stride Length [m]	6.0	7.0	7.0	7.0	7.0	7.0	6.7



- [] Ranking at each section and finish
- :-:- No data available at this section
- NA No data available

Horse/Jockey Name	WHAT A CHARMA/Jasmine Fawcett
Finish Rank	7
Fastest Section Time (Section)	0:11.79 (L1200)
Top Speed [km/h] (Section)	62.4 (Overall)
Race State	Finished

AUCKLAND
THOROUGHBRED
SINCE RACING 1864

Pukekohe Park - Professional

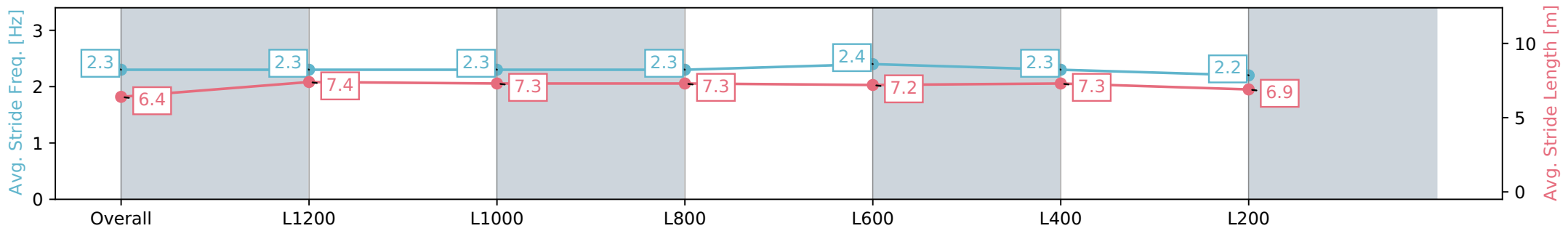
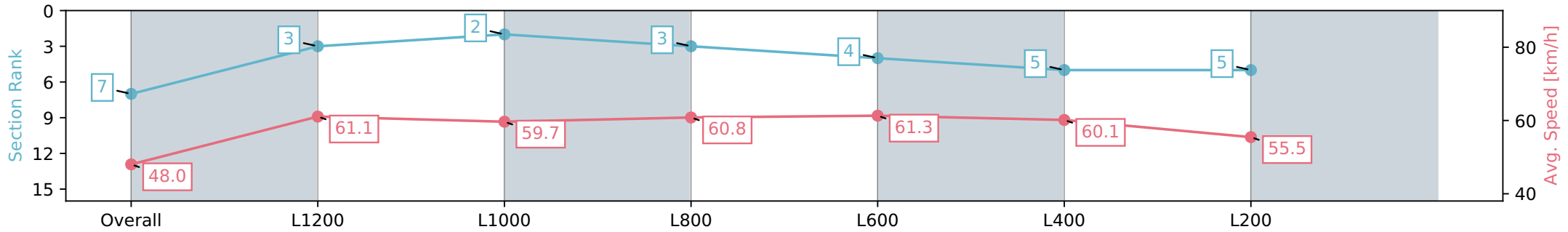
Race 9: SKYCITY 1400 - 1400m

25 May 2024 - 3:57PM

PUKEKOHE
PARK

Track Rating: Heavy 10, Weather: Raining, Rail Position: True

Section	Overall	L1200	L1000	L800	L600	L400	L200
Section Times	1:28.73 [7] (0:15.01)	1:13.72 [3] (0:11.79)	1:01.93 [2] (0:12.43)	0:49.50 [3] (0:12.44)	0:37.06 [4] (0:12.10)	0:24.96 [5] (0:11.99)	0:12.97 [5] (0:12.97)
Average Speed [km/h]	48.0	61.1	59.7	60.8	61.3	60.1	55.5
Top Speed [km/h]	60.7	62.4	60.2	61.7	62.3	61.8	57.7
Avg. Dist. to Rail [m]	10.6	7.0	5.9	7.6	9.1	14.4	15.4
Avg. Stride Freq. [Hz]	2.3	2.3	2.3	2.3	2.4	2.3	2.2
Avg. Stride Length [m]	6.4	7.4	7.3	7.3	7.2	7.3	6.9



- [] Ranking at each section and finish
- :-:- No data available at this section
- NA No data available

Horse/Jockey Name	LOVEARODIE/Vincent Colgan
Finish Rank	8
Fastest Section Time (Section)	0:11.93 (L1200)
Top Speed [km/h] (Section)	63.4 (L1000)
Race State	Finished



Pukekohe Park - Professional

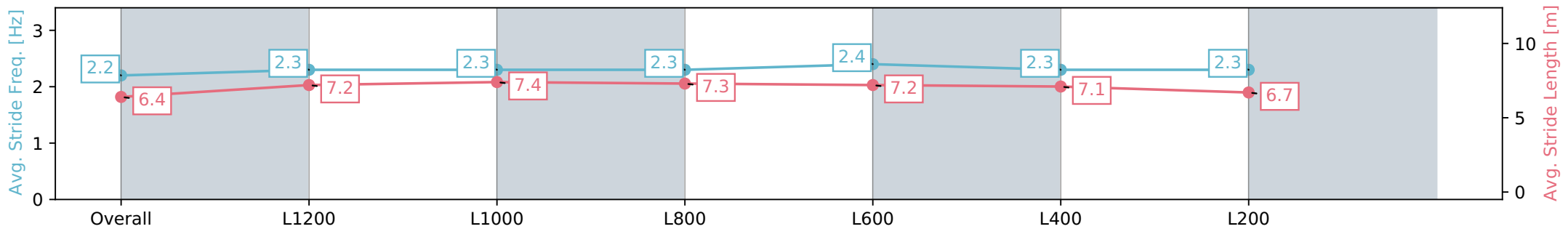
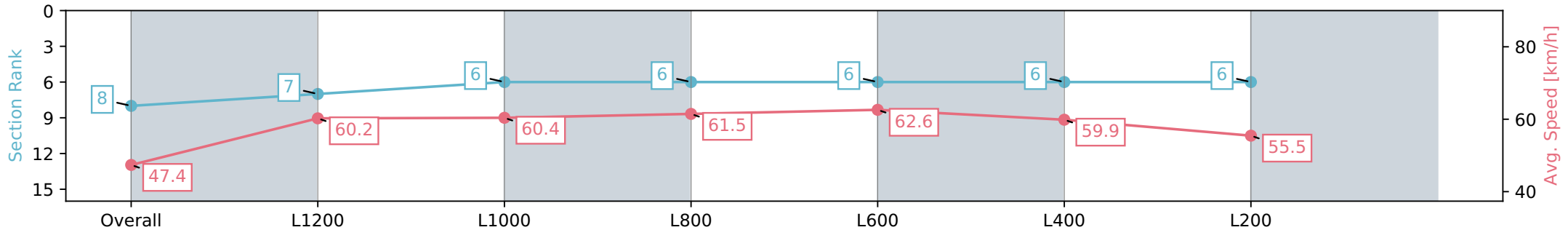
Race 9: SKYCITY 1400 - 1400m

25 May 2024 - 3:57PM



Track Rating: Heavy 10, Weather: Raining, Rail Position: True

Section	Overall	L1200	L1000	L800	L600	L400	L200
Section Times	1:28.82 [8] (0:15.23)	1:13.59 [7] (0:11.93)	1:01.66 [6] (0:12.35)	0:49.31 [6] (0:12.28)	0:37.03 [6] (0:12.02)	0:25.01 [6] (0:11.99)	0:13.02 [6] (0:13.02)
Average Speed [km/h]	47.4	60.2	60.4	61.5	62.6	59.9	55.5
Top Speed [km/h]	60.7	60.9	61.3	63.4	63.1	62.6	57.9
Avg. Dist. to Rail [m]	5.0	5.3	5.6	8.4	11.9	16.5	18.1
Avg. Stride Freq. [Hz]	2.2	2.3	2.3	2.3	2.4	2.3	2.3
Avg. Stride Length [m]	6.4	7.2	7.4	7.3	7.2	7.1	6.7



- [] Ranking at each section and finish
- :-:- No data available at this section
- NA No data available

Horse/Jockey Name	LERADO/Ngakau Hailey
Finish Rank	9
Fastest Section Time (Section)	0:11.96 (L400)
Top Speed [km/h] (Section)	62.8 (L800)
Race State	Finished

AUCKLAND
THOROUGHBRED
SINCE RACING 1864

Pukekohe Park - Professional

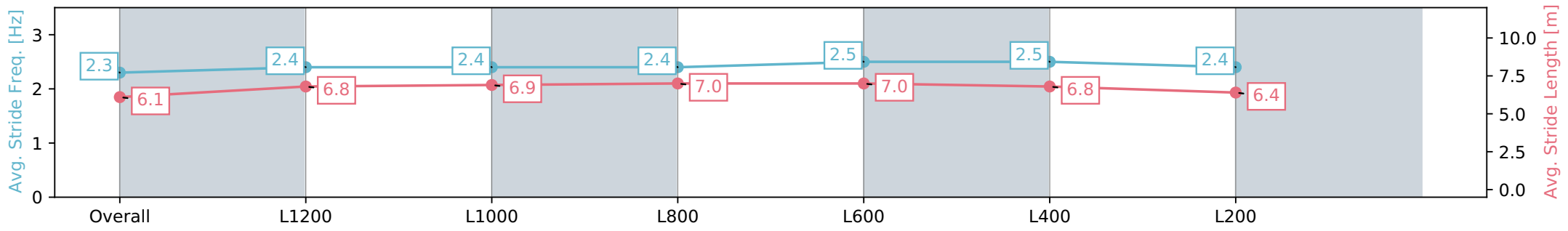
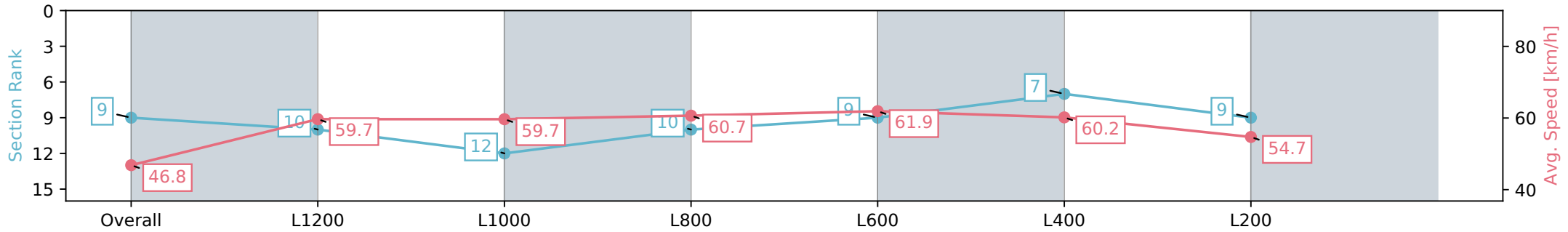
Race 9: SKYCITY 1400 - 1400m

25 May 2024 - 3:57PM

PUKEKOHE
PARK

Track Rating: Heavy 10, Weather: Raining, Rail Position: True

Section	Overall	L1200	L1000	L800	L600	L400	L200
Section Times	1:29.13 [9] (0:15.41)	1:13.72 [10] (0:12.06)	1:01.66 [12] (0:12.27)	0:49.39 [10] (0:12.25)	0:37.14 [9] (0:12.02)	0:25.12 [7] (0:11.96)	0:13.16 [9] (0:13.16)
Average Speed [km/h]	46.8	59.7	59.7	60.7	61.9	60.2	54.7
Top Speed [km/h]	59.6	60.5	60.8	62.6	62.8	62.1	57.1
Avg. Dist. to Rail [m]	0.8	2.5	3.3	5.4	9.2	14.6	14.8
Avg. Stride Freq. [Hz]	2.3	2.4	2.4	2.4	2.5	2.5	2.4
Avg. Stride Length [m]	6.1	6.8	6.9	7.0	7.0	6.8	6.4



- [] Ranking at each section and finish
- :-:- No data available at this section
- NA No data available

Horse/Jockey Name	INNOCENT VICTIM/Niranjan Parmar
Finish Rank	10
Fastest Section Time (Section)	0:11.73 (L400)
Top Speed [km/h] (Section)	63.3 (L800)
Race State	Finished

AUCKLAND
THOROUGHBRED
SINCE RACING 1864

Pukekohe Park - Professional

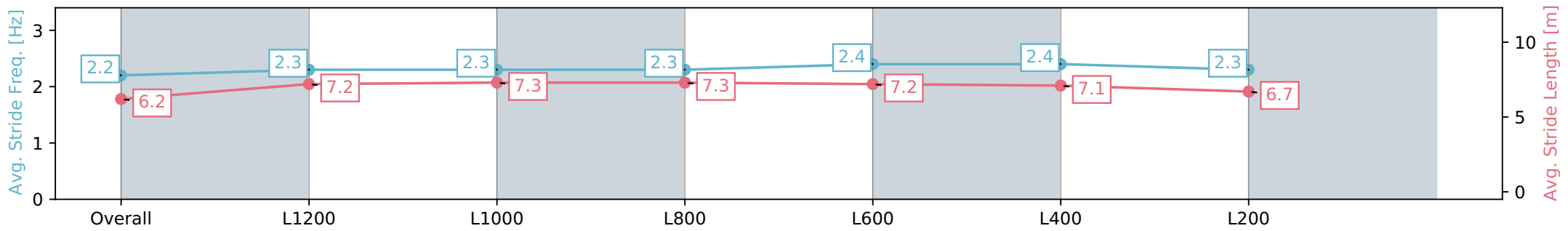
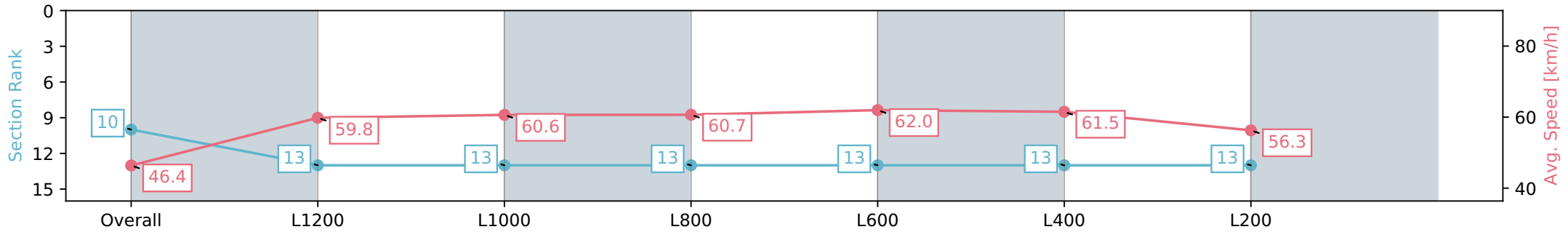
Race 9: SKYCITY 1400 - 1400m

25 May 2024 - 3:57PM

PUKEKOHE
PARK

Track Rating: Heavy 10, Weather: Raining, Rail Position: True

Section	Overall	L1200	L1000	L800	L600	L400	L200
Section Times	1:29.22 [10] (0:15.56)	1:13.65 [13] (0:12.02)	1:01.63 [13] (0:12.39)	0:49.24 [13] (0:12.54)	0:36.70 [13] (0:12.17)	0:24.53 [13] (0:11.73)	0:12.80 [13] (0:12.80)
Average Speed [km/h]	46.4	59.8	60.6	60.7	62.0	61.5	56.3
Top Speed [km/h]	58.6	61.0	61.4	61.1	63.3	62.8	59.6
Avg. Dist. to Rail [m]	9.5	7.7	7.4	9.3	13.8	20.5	19.9
Avg. Stride Freq. [Hz]	2.2	2.3	2.3	2.3	2.4	2.4	2.3
Avg. Stride Length [m]	6.2	7.2	7.3	7.3	7.2	7.1	6.7



Report Created: Sat 25 May 2024 14:15:59 GMT+10 (Note: Timing is based on positional data)

- [] Ranking at each section and finish
- :-:- No data available at this section
- NA No data available

Horse/Jockey Name	AQUA MAN/Warren Kennedy
Finish Rank	11
Fastest Section Time (Section)	0:11.94 (L400)
Top Speed [km/h] (Section)	62.5 (L800)
Race State	Finished

AUCKLAND
THOROUGHBRED
SINCE RACING 1864

Pukekohe Park - Professional

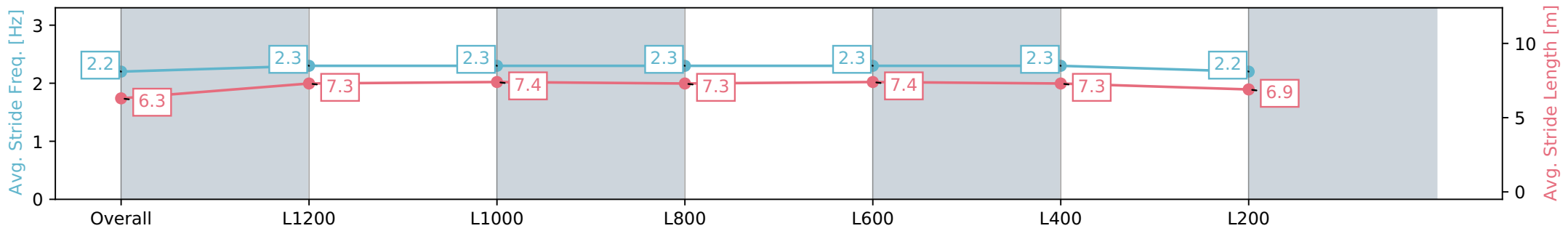
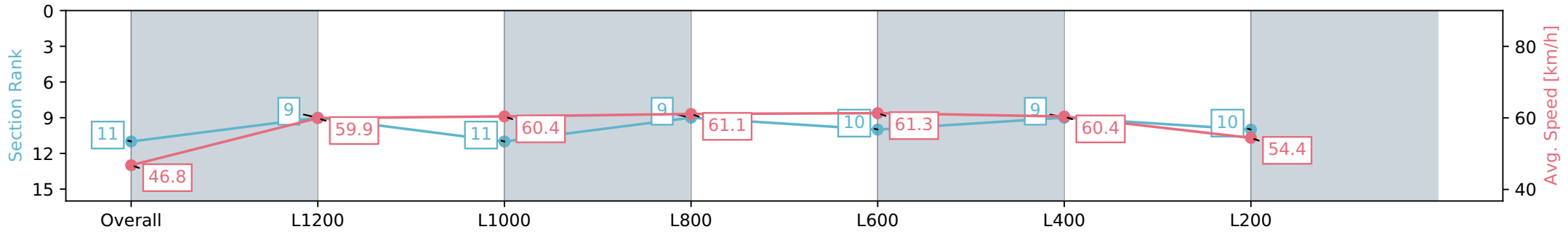
Race 9: SKYCITY 1400 - 1400m

25 May 2024 - 3:57PM

PUKEKOHE
PARK

Track Rating: Heavy 10, Weather: Raining, Rail Position: True

Section	Overall	L1200	L1000	L800	L600	L400	L200
Section Times	1:29.47 [11] (0:15.41)	1:14.06 [9] (0:11.99)	1:02.07 [11] (0:12.32)	0:49.75 [9] (0:12.41)	0:37.34 [10] (0:12.16)	0:25.18 [9] (0:11.94)	0:13.24 [10] (0:13.24)
Average Speed [km/h]	46.8	59.9	60.4	61.1	61.3	60.4	54.4
Top Speed [km/h]	59.4	60.6	61.4	62.5	62.5	62.1	57.4
Avg. Dist. to Rail [m]	7.1	5.8	6.2	8.6	10.1	14.8	14.9
Avg. Stride Freq. [Hz]	2.2	2.3	2.3	2.3	2.3	2.3	2.2
Avg. Stride Length [m]	6.3	7.3	7.4	7.3	7.4	7.3	6.9



Report Created: Sat 25 May 2024 14:16:02 GMT+10 (Note: Timing is based on positional data)

- [] Ranking at each section and finish
- :-:- No data available at this section
- NA No data available

Horse/Jockey Name	RIGHTLY SO/Ace Lawson-Carroll
Finish Rank	12
Fastest Section Time (Section)	0:11.96 (L400)
Top Speed [km/h] (Section)	62.9 (L1000)
Race State	Finished

AUCKLAND
THOROUGHBRED
SINCE RACING 1864

Pukekohe Park - Professional

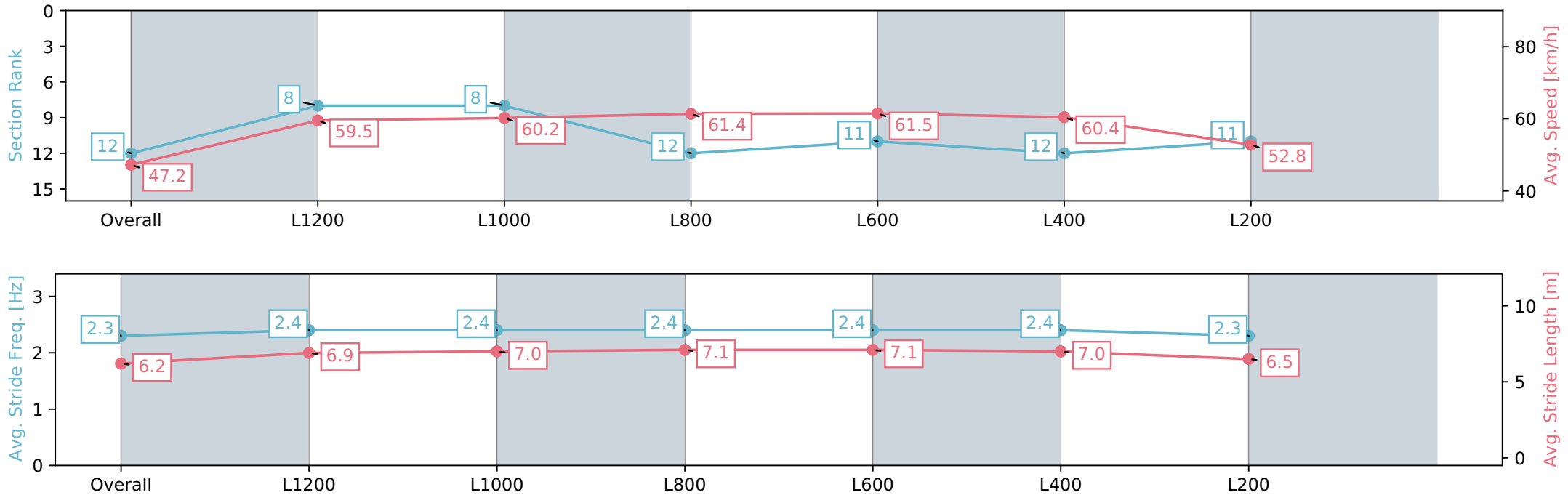
Race 9: SKYCITY 1400 - 1400m

25 May 2024 - 3:57PM

PUKEKOHE
PARK

Track Rating: Heavy 10, Weather: Raining, Rail Position: True

Section	Overall	L1200	L1000	L800	L600	L400	L200
Section Times	1:29.96 [12] (0:15.23)	1:14.73 [8] (0:12.09)	1:02.64 [8] (0:12.47)	0:50.17 [12] (0:12.39)	0:37.78 [11] (0:12.21)	0:25.57 [12] (0:11.96)	0:13.61 [11] (0:13.61)
Average Speed [km/h]	47.2	59.5	60.2	61.4	61.5	60.4	52.8
Top Speed [km/h]	58.8	61.0	61.9	62.9	62.6	61.9	57.2
Avg. Dist. to Rail [m]	11.6	7.8	7.4	9.2	12.2	17.7	17.3
Avg. Stride Freq. [Hz]	2.3	2.4	2.4	2.4	2.4	2.4	2.3
Avg. Stride Length [m]	6.2	6.9	7.0	7.1	7.1	7.0	6.5



Report Created: Sat 25 May 2024 14:16:05 GMT+10 (Note: Timing is based on positional data)

Page 16/17

- [] Ranking at each section and finish
- :-:- No data available at this section
- NA No data available

Horse/Jockey Name	AFTER PARTY/Craig Grylls
Finish Rank	13
Fastest Section Time (Section)	0:12.08 (L1200)
Top Speed [km/h] (Section)	62.1 (L800)
Race State	Finished



Pukekohe Park - Professional

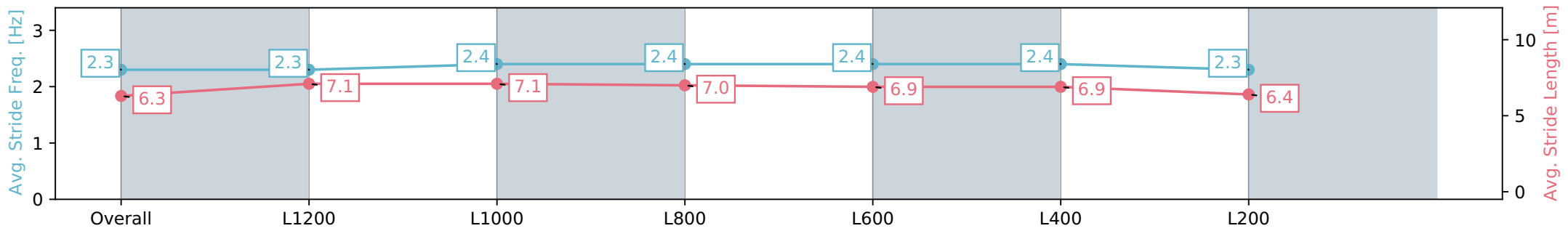
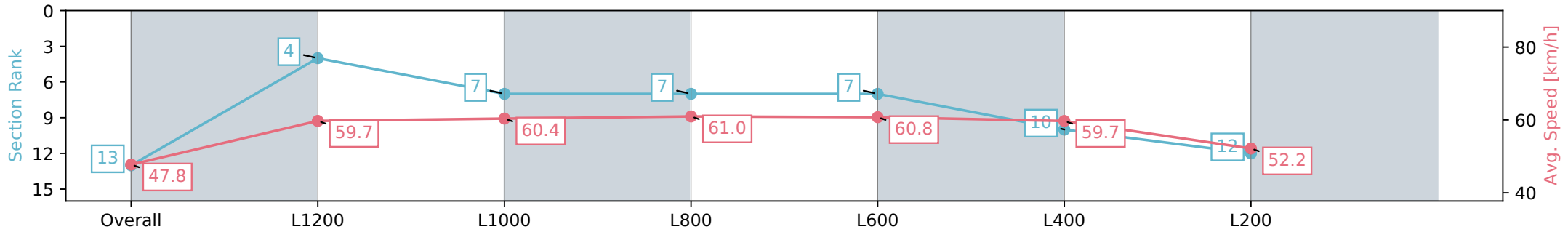
Race 9: SKYCITY 1400 - 1400m

25 May 2024 - 3:57PM



Track Rating: Heavy 10, Weather: Raining, Rail Position: True

Section	Overall	L1200	L1000	L800	L600	L400	L200
Section Times	1:30.19 [13] (0:15.08)	1:15.11 [4] (0:12.08)	1:03.03 [7] (0:12.39)	0:50.64 [7] (0:12.40)	0:38.24 [7] (0:12.36)	0:25.88 [10] (0:12.08)	0:13.80 [12] (0:13.80)
Average Speed [km/h]	47.8	59.7	60.4	61.0	60.8	59.7	52.2
Top Speed [km/h]	59.6	60.6	61.3	62.0	62.1	61.5	56.3
Avg. Dist. to Rail [m]	7.1	6.3	6.8	8.3	12.0	16.9	16.3
Avg. Stride Freq. [Hz]	2.3	2.3	2.4	2.4	2.4	2.4	2.3
Avg. Stride Length [m]	6.3	7.1	7.1	7.0	6.9	6.9	6.4



- [] Ranking at each section and finish
- :-:- No data available at this section
- NA No data available