

Track Rating: Heavy 10, Weather: Raining, Rail Position: True

Section Field Times							Overall	L1400	L1200	L1000	L800	L600		
							1:41.14 (0:14.48)	1:26.66 (0:12.25)	1:14.42 (0:12.59)	1:01.83 (0:12.46)	0:49.37 (0:12.61)	0:36.76 (0:12.17)		
Position	#	Horse/Jockey	Barrier	Top Speed [km/h]	Fastest Section	First 400m							Distance Travelled From Winner [m]	
1	5	RUSSIAN SATIRE Craig Grylls	10	63.4 600-400	0:11.75 400-200	0:27.45	1:41.14 (0:14.99)	1:26.15 [6] (0:12.46)	1:13.69 [7] (0:12.55)	1:01.14 [7] (0:12.14)	0:49.00 [5] (0:12.32)	0:36.68 [3] (0:12.09)		
2	9	ZANTABULOUS Warren Kennedy	12	62.8 600-400	0:11.70 400-200	0:27.69	1:41.26 (0:15.30)	1:25.96 [9] (0:12.39)	1:13.57 [9] (0:12.53)	1:01.04 [8] (0:12.15)	0:48.89 [8] (0:12.38)	0:36.51 [8] (0:11.97)	+5	
3	8	DIAMOND JAK Ace Lawson-Carroll	2	63.3 600-400	0:11.78 400-200	0:27.70	1:41.33 (0:15.32)	1:26.01 [10] (0:12.38)	1:13.63 [10] (0:12.67)	1:00.96 [10] (0:12.13)	0:48.83 [10] (0:12.34)	0:36.49 [10] (0:12.03)	+8	
4	7	DASHWOOD Kelly Myers	6	62.2 600-400	0:11.99 400-200	0:27.06	1:41.63 (0:14.70)	1:26.93 [4] (0:12.36)	1:14.57 [4] (0:12.64)	1:01.93 [4] (0:12.42)	0:49.51 [4] (0:12.37)	0:37.14 [4] (0:12.06)	-1	
5	12	BLACK QUEEN Niranjan Parmar	4	61.9 1000-800	0:12.02 400-200	0:27.59	1:41.84 (0:15.14)	1:26.70 [8] (0:12.45)	1:14.25 [8] (0:12.63)	1:01.62 [9] (0:12.25)	0:49.37 [9] (0:12.25)	0:37.12 [7] (0:12.14)	+2	
6	1	C'EST MOI Triston Moodley	3	61.9 600-400	0:12.10 600-400	0:27.38	1:42.00 (0:15.01)	1:26.99 [7] (0:12.37)	1:14.62 [6] (0:12.57)	1:02.04 [6] (0:12.34)	0:49.70 [7] (0:12.45)	0:37.25 [9] (0:12.10)	-4	
7	4	ELECTRIC TIME Jasmine Fawcett	9	60.9 600-400	0:12.24 400-200	0:26.84	1:42.29 (0:14.48)	1:27.81 [2] (0:12.36)	1:15.45 [2] (0:12.62)	1:02.83 [2] (0:12.49)	0:50.34 [3] (0:12.72)	0:37.62 [6] (0:12.33)	-4	
8	3	PACHECO Ngakau Hailey	8	61.6 600-400	0:12.25 1400-1200	0:26.72	1:42.38 (0:14.47)	1:27.91 [1] (0:12.25)	1:15.66 [1] (0:12.59)	1:03.07 [1] (0:12.46)	0:50.61 [1] (0:12.61)	0:38.00 [1] (0:12.40)	-4	
9	13	I'M LULU James Doyle	5	60.9 600-400	0:12.23 600-400	0:27.12	1:42.80 (0:14.73)	1:28.07 [5] (0:12.39)	1:15.68 [5] (0:12.66)	1:03.02 [5] (0:12.41)	0:50.61 [6] (0:12.44)	0:38.17 [5] (0:12.23)	-11	
10	2	TRIGON LAD Sarah Fisher	13	60.9 800-600	0:12.30 1000-800	0:26.97	1:42.96 (0:14.53)	1:28.43 [3] (0:12.44)	1:15.99 [3] (0:12.52)	1:03.47 [3] (0:12.30)	0:51.17 [2] (0:12.60)	0:38.57 [2] (0:12.33)	-2	

Scratched: Bosch (#6), Lerado (#10), Amazing Grace (#11), Dimaggio (#14), Enchanted Elle (#15), The Ugly Sister (#16), Malfy Rosa (#17)

Track Rating: Heavy 10, Weather: Raining, Rail Position: True

Section				L400	L200							
Field Times				0:24.59	0:12.83							
				(0:11.76)	(0:12.83)							
Position	#	Horse/Jockey	Barrier	Top Speed [km/h]	Fastest Section	First 400m			Margin			Distance Travelled From Winner [m]
1	5	RUSSIAN SATIRE Craig Grylls	10	63.4 600-400	0:11.75 400-200	0:27.45	0:24.59 [2] (0:11.75)	0:12.84 [1] (0:12.84)	1:41.14			
2	9	ZANTABULOUS Warren Kennedy	12	62.8 600-400	0:11.70 400-200	0:27.69	0:24.54 [3] (0:11.70)	0:12.84 [2] (0:12.84)	0.8L			+5
3	8	DIAMOND JAK Ace Lawson-Carroll	2	63.3 600-400	0:11.78 400-200	0:27.70	0:24.46 [9] (0:11.78)	0:12.68 [4] (0:12.68)	1.3L			+8
4	7	DASHWOOD Kelly Myers	6	62.2 600-400	0:11.99 400-200	0:27.06	0:25.08 [1] (0:11.99)	0:13.09 [3] (0:13.09)	2.8L			-1
5	12	BLACK QUEEN Niranjan Parmar	4	61.9 1000-800	0:12.02 400-200	0:27.59	0:24.98 [7] (0:12.02)	0:12.96 [5] (0:12.96)	4.0L			+2
6	1	C'EST MOI Triston Moodley	3	61.9 600-400	0:12.10 600-400	0:27.38	0:25.15 [6] (0:12.10)	0:13.05 [6] (0:13.05)	5.0L			-4
7	4	ELECTRIC TIME Jasmine Fawcett	9	60.9 600-400	0:12.24 400-200	0:26.84	0:25.29 [10] (0:12.24)	0:13.05 [10] (0:13.05)	6.5L			-4
8	3	PACHECO Ngakau Hailey	8	61.6 600-400	0:12.25 1400-1200	0:26.72	0:25.60 [5] (0:12.26)	0:13.34 [7] (0:13.34)	7.0L			-4
9	13	I'M LULU James Doyle	5	60.9 600-400	0:12.23 600-400	0:27.12	0:25.94 [7] (0:12.33)	0:13.61 [8] (0:13.61)	9.3L			-11
10	2	TRIGON LAD Sarah Fisher	13	60.9 800-600	0:12.30 1000-800	0:26.97	0:26.24 [4] (0:12.49)	0:13.75 [9] (0:13.75)	10.2L			-2

Scratched: Bosch (#6), Lerado (#10), Amazing Grace (#11), Dimaggio (#14), Enchanted Elle (#15), The Ugly Sister (#16), Malfy Rosa (#17)

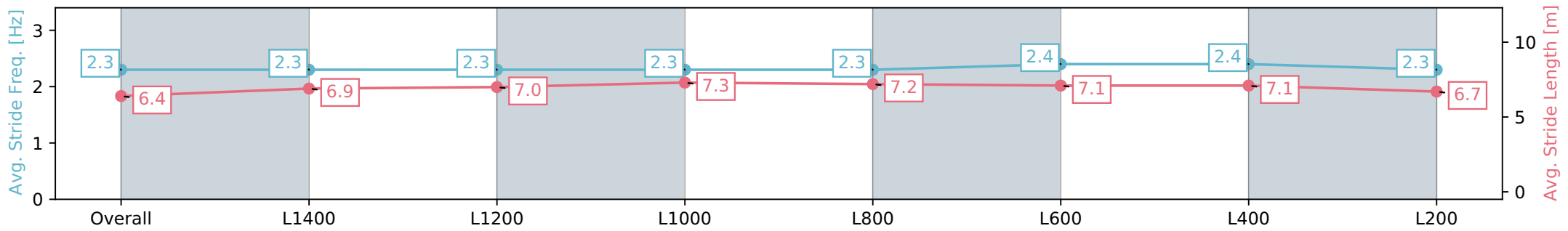
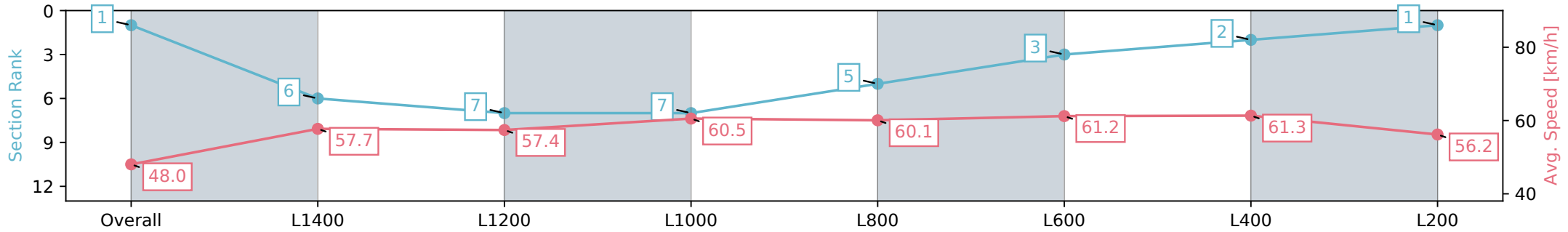
Horse/Jockey Name	RUSSIAN SATIRE/Craig Grylls
Finish Rank	1
Fastest Section Time (Section)	0:11.75 (L400)
Top Speed [km/h] (Section)	63.4 (L600)
Race State	Finished



Pukekohe Park - Professional
 Race 8: THANKS PETER & DAWN WILLIAMS 1600 - 1600m
 25 May 2024 - 3:26PM
 Track Rating: Heavy 10, Weather: Raining, Rail Position: True



Section	Overall	L1400	L1200	L1000	L800	L600	L400	L200
Section Times	1:41.14 [1] (0:14.99)	1:26.15 [6] (0:12.46)	1:13.69 [7] (0:12.55)	1:01.14 [7] (0:12.14)	0:49.00 [5] (0:12.32)	0:36.68 [3] (0:12.09)	0:24.59 [2] (0:11.75)	0:12.84 [1] (0:12.84)
Average Speed [km/h]	48.0	57.7	57.4	60.5	60.1	61.2	61.3	56.2
Top Speed [km/h]	59.8	59.9	59.0	62.0	61.6	62.7	63.4	59.1
Avg. Dist. to Rail [m]	8.4	6.3	5.4	3.6	4.8	8.4	16.2	16.2
Avg. Stride Freq. [Hz]	2.3	2.3	2.3	2.3	2.3	2.4	2.4	2.3
Avg. Stride Length [m]	6.4	6.9	7.0	7.3	7.2	7.1	7.1	6.7



- [] Ranking at each section and finish
- :-:- No data available at this section
- NA No data available

Horse/Jockey Name	ZANTABULOUS/Warren Kennedy
Finish Rank	2
Fastest Section Time (Section)	0:11.70 (L400)
Top Speed [km/h] (Section)	62.8 (L600)
Race State	Finished

AUCKLAND
THOROUGHBRED
RACING
SINCE 1864

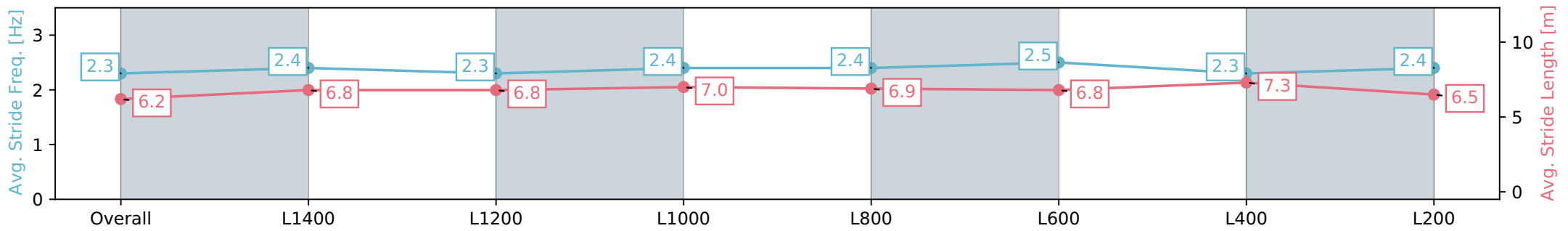
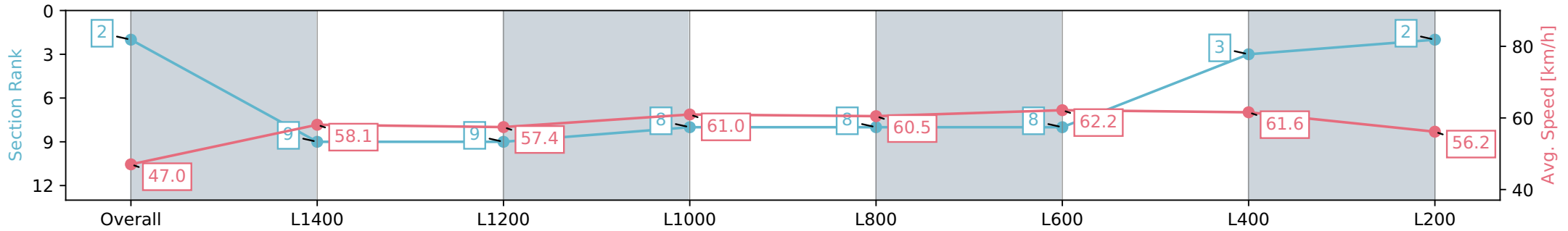
Pukekohe Park - Professional
Race 8: THANKS PETER & DAWN WILLIAMS 1600 - 1600m

PUKEKOHE
PARK

25 May 2024 - 3:26PM

Track Rating: Heavy 10, Weather: Raining, Rail Position: True

Section	Overall	L1400	L1200	L1000	L800	L600	L400	L200
Section Times	1:41.26 [2] (0:15.30)	1:25.96 [9] (0:12.39)	1:13.57 [9] (0:12.53)	1:01.04 [8] (0:12.15)	0:48.89 [8] (0:12.38)	0:36.51 [8] (0:11.97)	0:24.54 [3] (0:11.70)	0:12.84 [2] (0:12.84)
Average Speed [km/h]	47.0	58.1	57.4	61.0	60.5	62.2	61.6	56.2
Top Speed [km/h]	59.2	60.2	58.6	62.4	61.9	62.8	62.8	59.7
Avg. Dist. to Rail [m]	8.5	5.7	5.1	4.4	6.6	10.8	18.9	17.5
Avg. Stride Freq. [Hz]	2.3	2.4	2.3	2.4	2.4	2.5	2.3	2.4
Avg. Stride Length [m]	6.2	6.8	6.8	7.0	6.9	6.8	7.3	6.5



Report Created: Sat 25 May 2024 13:46:01 GMT+10 (Note: Timing is based on positional data)

- [] Ranking at each section and finish
- :-:- No data available at this section
- NA No data available

Horse/Jockey Name	DIAMOND JAK/Ace Lawson-Carroll
Finish Rank	3
Fastest Section Time (Section)	0:11.78 (L400)
Top Speed [km/h] (Section)	63.3 (L600)
Race State	Finished

AUCKLAND
THOROUGHBRED
RACING

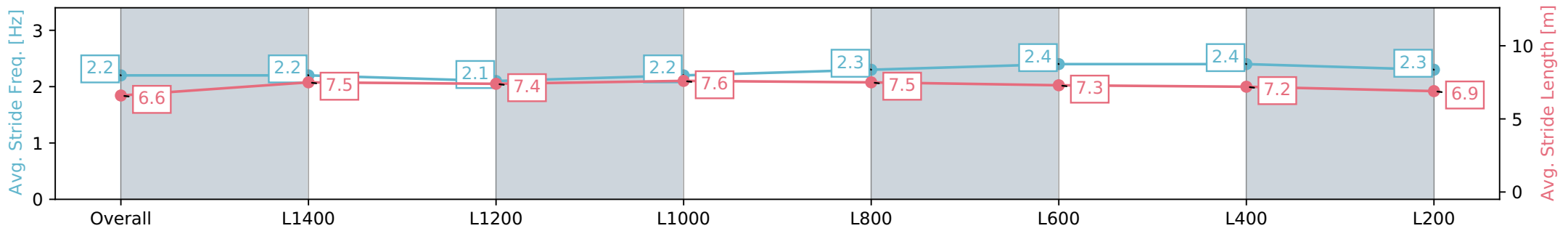
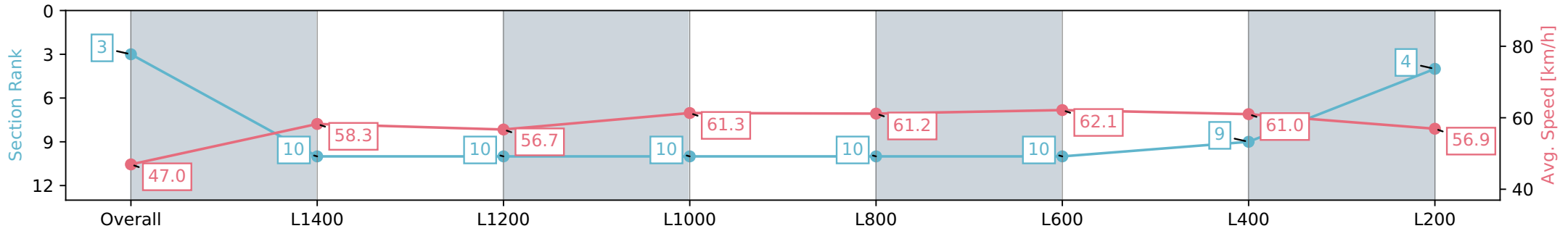
Pukekohe Park - Professional
Race 8: THANKS PETER & DAWN WILLIAMS 1600 - 1600m

PUKEKOHE
PARK

25 May 2024 - 3:26PM

Track Rating: Heavy 10, Weather: Raining, Rail Position: True

Section	Overall	L1400	L1200	L1000	L800	L600	L400	L200
Section Times	1:41.33 [3] (0:15.32)	1:26.01 [10] (0:12.38)	1:13.63 [10] (0:12.67)	1:00.96 [10] (0:12.13)	0:48.83 [10] (0:12.34)	0:36.49 [10] (0:12.03)	0:24.46 [9] (0:11.78)	0:12.68 [4] (0:12.68)
Average Speed [km/h]	47.0	58.3	56.7	61.3	61.2	62.1	61.0	56.9
Top Speed [km/h]	59.7	59.5	59.0	62.6	62.4	62.9	63.3	59.3
Avg. Dist. to Rail [m]	6.0	6.2	6.5	5.6	7.8	11.0	20.7	22.1
Avg. Stride Freq. [Hz]	2.2	2.2	2.1	2.2	2.3	2.4	2.4	2.3
Avg. Stride Length [m]	6.6	7.5	7.4	7.6	7.5	7.3	7.2	6.9



Report Created: Sat 25 May 2024 13:46:04 GMT+10 (Note: Timing is based on positional data)

- [] Ranking at each section and finish
- :-:- No data available at this section
- NA No data available

Horse/Jockey Name	DASHWOOD/Kelly Myers
Finish Rank	4
Fastest Section Time (Section)	0:11.99 (L400)
Top Speed [km/h] (Section)	62.2 (L600)
Race State	Finished

AUCKLAND
THOROUGHBRED
SINCE RACING 1864

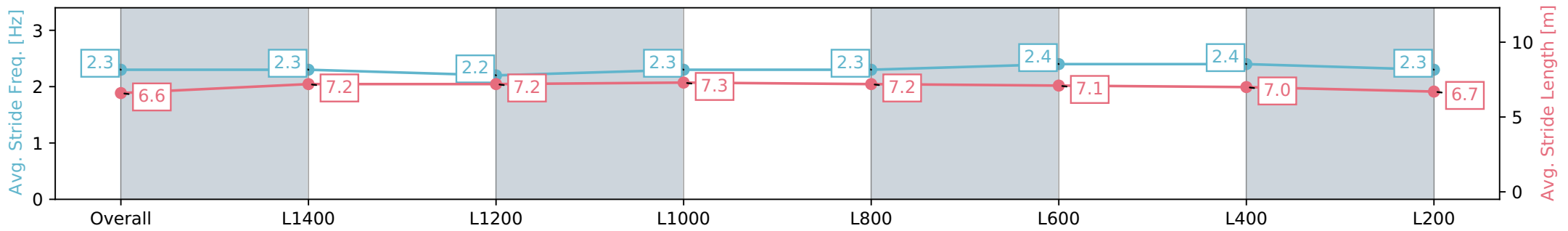
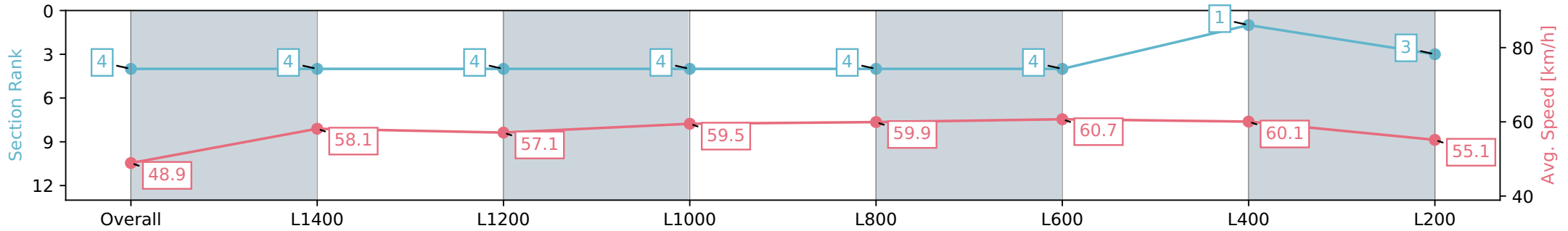
Pukekohe Park - Professional
Race 8: THANKS PETER & DAWN WILLIAMS 1600 - 1600m

PUKEKOHE
PARK

25 May 2024 - 3:26PM

Track Rating: Heavy 10, Weather: Raining, Rail Position: True

Section	Overall	L1400	L1200	L1000	L800	L600	L400	L200
Section Times	1:41.63 [4] (0:14.70)	1:26.93 [4] (0:12.36)	1:14.57 [4] (0:12.64)	1:01.93 [4] (0:12.42)	0:49.51 [4] (0:12.37)	0:37.14 [4] (0:12.06)	0:25.08 [1] (0:11.99)	0:13.09 [3] (0:13.09)
Average Speed [km/h]	48.9	58.1	57.1	59.5	59.9	60.7	60.1	55.1
Top Speed [km/h]	61.0	59.7	57.7	60.5	61.1	62.0	62.2	57.0
Avg. Dist. to Rail [m]	6.0	5.6	4.7	4.4	5.0	5.7	13.0	13.8
Avg. Stride Freq. [Hz]	2.3	2.3	2.2	2.3	2.3	2.4	2.4	2.3
Avg. Stride Length [m]	6.6	7.2	7.2	7.3	7.2	7.1	7.0	6.7



Report Created: Sat 25 May 2024 13:46:07 GMT+10 (Note: Timing is based on positional data)

- [] Ranking at each section and finish
- :-:- No data available at this section
- NA No data available

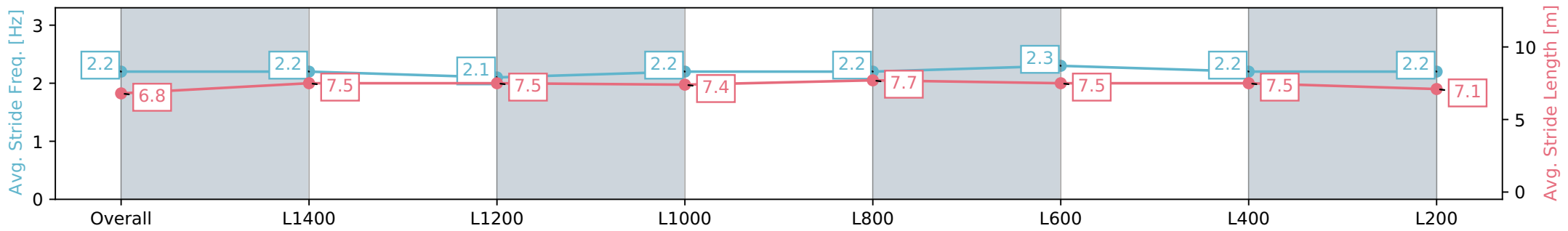
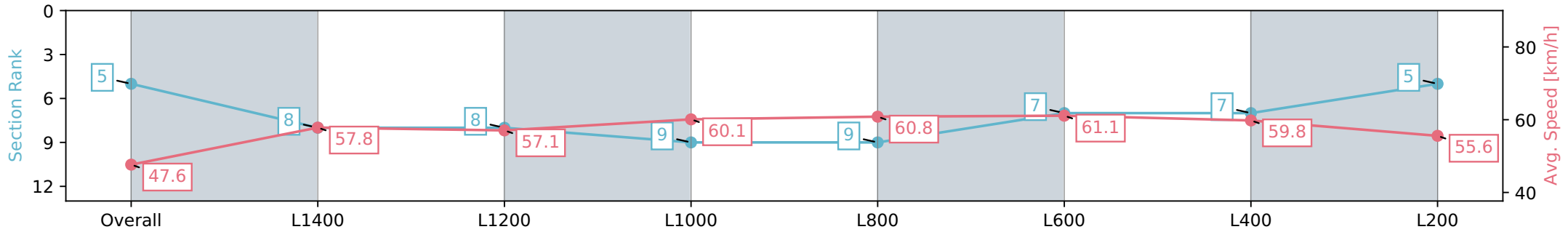
Horse/Jockey Name	BLACK QUEEN/Niranjan Parmar
Finish Rank	5
Fastest Section Time (Section)	0:12.02 (L400)
Top Speed [km/h] (Section)	61.9 (L1000)
Race State	Finished



Pukekohe Park - Professional
 Race 8: THANKS PETER & DAWN WILLIAMS 1600 - 1600m
 25 May 2024 - 3:26PM
 Track Rating: Heavy 10, Weather: Raining, Rail Position: True



Section	Overall	L1400	L1200	L1000	L800	L600	L400	L200
Section Times	1:41.84 [5] (0:15.14)	1:26.70 [8] (0:12.45)	1:14.25 [8] (0:12.63)	1:01.62 [9] (0:12.25)	0:49.37 [9] (0:12.25)	0:37.12 [7] (0:12.14)	0:24.98 [7] (0:12.02)	0:12.96 [5] (0:12.96)
Average Speed [km/h]	47.6	57.8	57.1	60.1	60.8	61.1	59.8	55.6
Top Speed [km/h]	58.8	59.3	58.9	61.3	61.9	61.8	61.4	57.7
Avg. Dist. to Rail [m]	6.4	5.6	4.6	3.9	5.8	8.6	14.1	14.0
Avg. Stride Freq. [Hz]	2.2	2.2	2.1	2.2	2.2	2.3	2.2	2.2
Avg. Stride Length [m]	6.8	7.5	7.5	7.4	7.7	7.5	7.5	7.1



- [] Ranking at each section and finish
- :-:- No data available at this section
- NA No data available

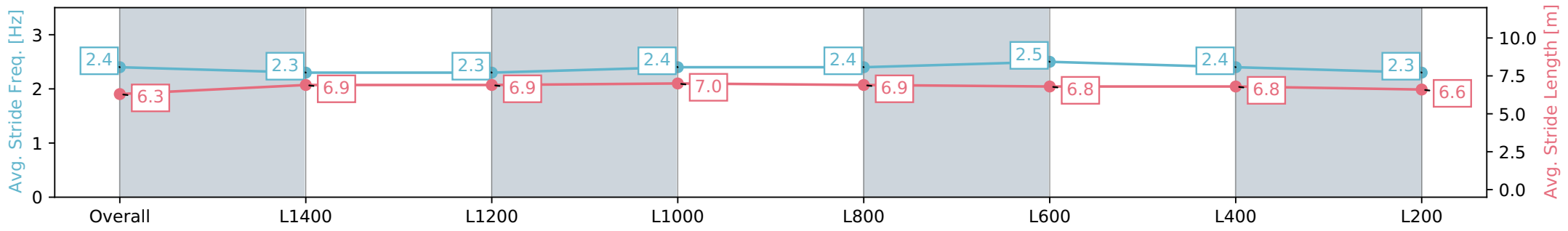
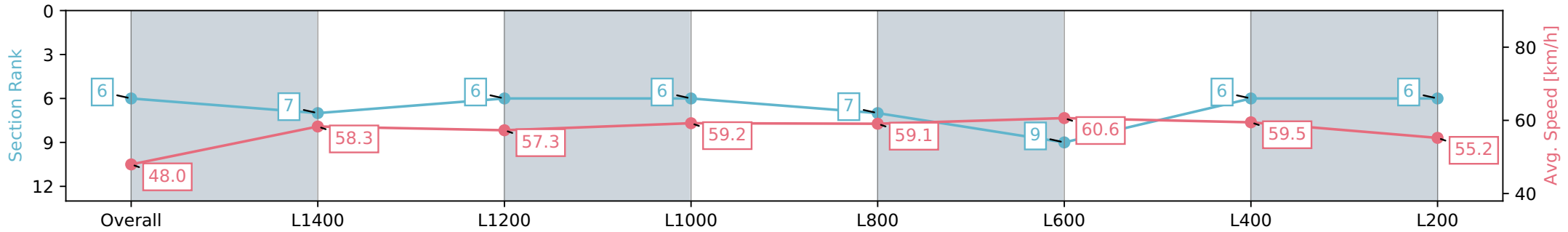
Horse/Jockey Name	C'EST MOI/Triston Moodley
Finish Rank	6
Fastest Section Time (Section)	0:12.10 (L600)
Top Speed [km/h] (Section)	61.9 (L600)
Race State	Finished



Pukekohe Park - Professional
 Race 8: THANKS PETER & DAWN WILLIAMS 1600 - 1600m
 25 May 2024 - 3:26PM
 Track Rating: Heavy 10, Weather: Raining, Rail Position: True



Section	Overall	L1400	L1200	L1000	L800	L600	L400	L200
Section Times	1:42.00 [6] (0:15.01)	1:26.99 [7] (0:12.37)	1:14.62 [6] (0:12.57)	1:02.04 [6] (0:12.34)	0:49.70 [7] (0:12.45)	0:37.25 [9] (0:12.10)	0:25.15 [6] (0:12.10)	0:13.05 [6] (0:13.05)
Average Speed [km/h]	48.0	58.3	57.3	59.2	59.1	60.6	59.5	55.2
Top Speed [km/h]	58.7	59.9	58.6	61.1	60.1	61.7	61.9	56.8
Avg. Dist. to Rail [m]	3.3	3.9	3.3	2.7	3.6	6.3	12.0	11.5
Avg. Stride Freq. [Hz]	2.4	2.3	2.3	2.4	2.4	2.5	2.4	2.3
Avg. Stride Length [m]	6.3	6.9	6.9	7.0	6.9	6.8	6.8	6.6



Report Created: Sat 25 May 2024 13:46:14 GMT+10 (Note: Timing is based on positional data)

- [] Ranking at each section and finish
- :-:- No data available at this section
- NA No data available



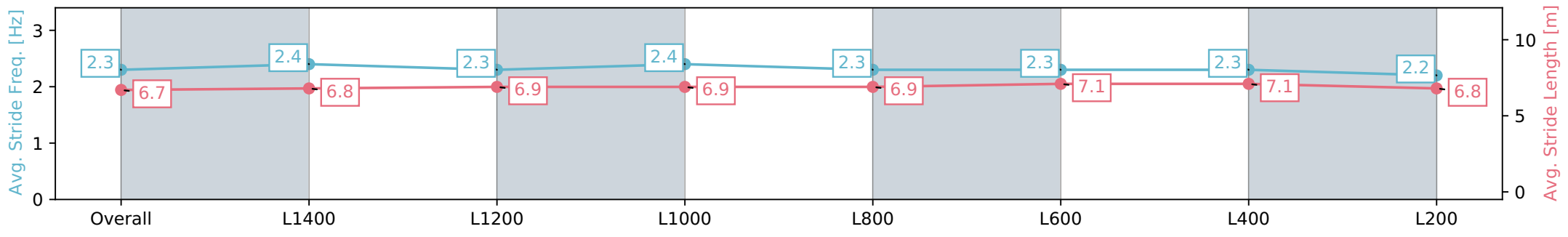
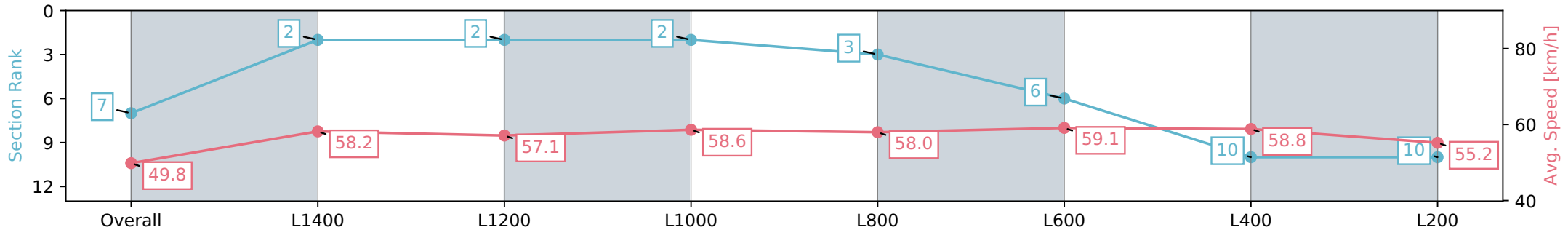
Horse/Jockey Name	ELECTRIC TIME/Jasmine Fawcett
Finish Rank	7
Fastest Section Time (Section)	0:12.24 (L400)
Top Speed [km/h] (Section)	60.9 (L600)
Race State	Finished



Pukekohe Park - Professional
 Race 8: THANKS PETER & DAWN WILLIAMS 1600 - 1600m
 25 May 2024 - 3:26PM
 Track Rating: Heavy 10, Weather: Raining, Rail Position: True



Section	Overall	L1400	L1200	L1000	L800	L600	L400	L200
Section Times	1:42.29 [7] (0:14.48)	1:27.81 [2] (0:12.36)	1:15.45 [2] (0:12.62)	1:02.83 [2] (0:12.49)	0:50.34 [3] (0:12.72)	0:37.62 [6] (0:12.33)	0:25.29 [10] (0:12.24)	0:13.05 [10] (0:13.05)
Average Speed [km/h]	49.8	58.2	57.1	58.6	58.0	59.1	58.8	55.2
Top Speed [km/h]	60.4	60.5	57.6	59.6	59.8	60.8	60.9	56.7
Avg. Dist. to Rail [m]	8.8	5.3	3.9	2.9	4.3	4.0	10.5	11.2
Avg. Stride Freq. [Hz]	2.3	2.4	2.3	2.4	2.3	2.3	2.3	2.2
Avg. Stride Length [m]	6.7	6.8	6.9	6.9	6.9	7.1	7.1	6.8



Report Created: Sat 25 May 2024 13:46:17 GMT+10 (Note: Timing is based on positional data)

- [] Ranking at each section and finish
- :-:- No data available at this section
- NA No data available



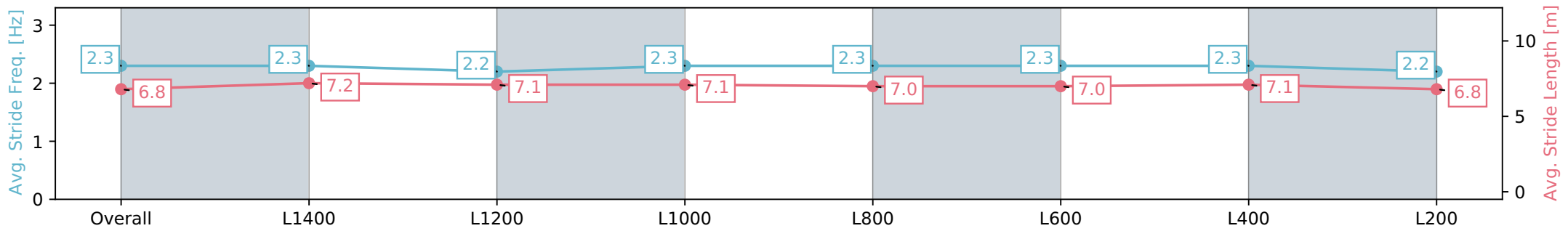
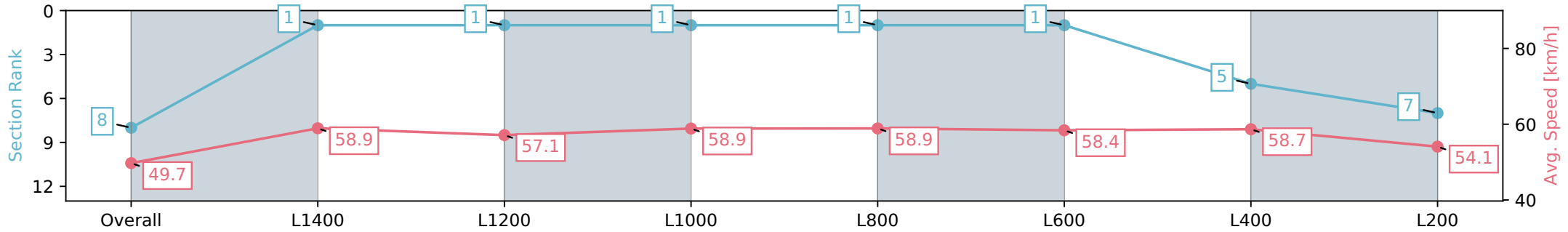
Horse/Jockey Name	PACHECO/Ngakau Hailey
Finish Rank	8
Fastest Section Time (Section)	0:12.25 (L1400)
Top Speed [km/h] (Section)	61.6 (L600)
Race State	Finished



Pukekohe Park - Professional
 Race 8: THANKS PETER & DAWN WILLIAMS 1600 - 1600m
 25 May 2024 - 3:26PM
 Track Rating: Heavy 10, Weather: Raining, Rail Position: True



Section	Overall	L1400	L1200	L1000	L800	L600	L400	L200
Section Times	1:42.38 [8] (0:14.47)	1:27.91 [1] (0:12.25)	1:15.66 [1] (0:12.59)	1:03.07 [1] (0:12.46)	0:50.61 [1] (0:12.61)	0:38.00 [1] (0:12.40)	0:25.60 [5] (0:12.26)	0:13.34 [7] (0:13.34)
Average Speed [km/h]	49.7	58.9	57.1	58.9	58.9	58.4	58.7	54.1
Top Speed [km/h]	60.6	60.4	57.7	60.7	60.0	60.0	61.6	55.7
Avg. Dist. to Rail [m]	7.4	3.6	2.6	3.0	5.1	2.9	8.1	8.6
Avg. Stride Freq. [Hz]	2.3	2.3	2.2	2.3	2.3	2.3	2.3	2.2
Avg. Stride Length [m]	6.8	7.2	7.1	7.1	7.0	7.0	7.1	6.8



Report Created: Sat 25 May 2024 13:46:20 GMT+10 (Note: Timing is based on positional data)

- [] Ranking at each section and finish
- :-:- No data available at this section
- NA No data available



Horse/Jockey Name	I'M LULU/James Doyle
Finish Rank	9
Fastest Section Time (Section)	0:12.23 (L600)
Top Speed [km/h] (Section)	60.9 (L600)
Race State	Finished

AUCKLAND
THOROUGHBRED
SINCE RACING 1864

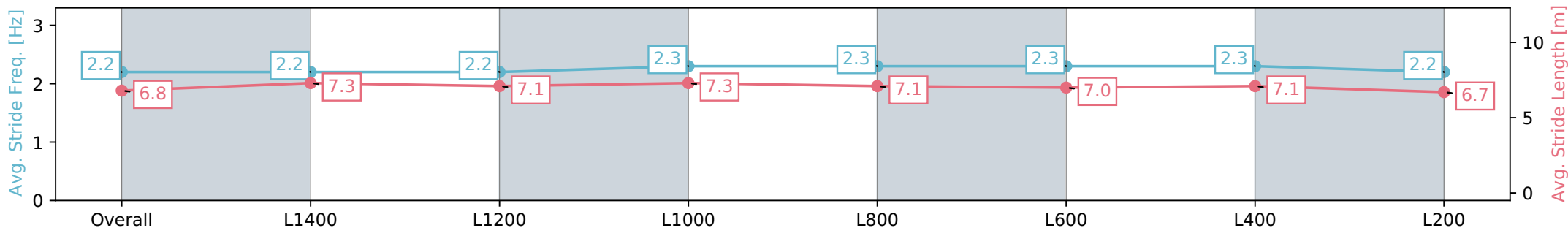
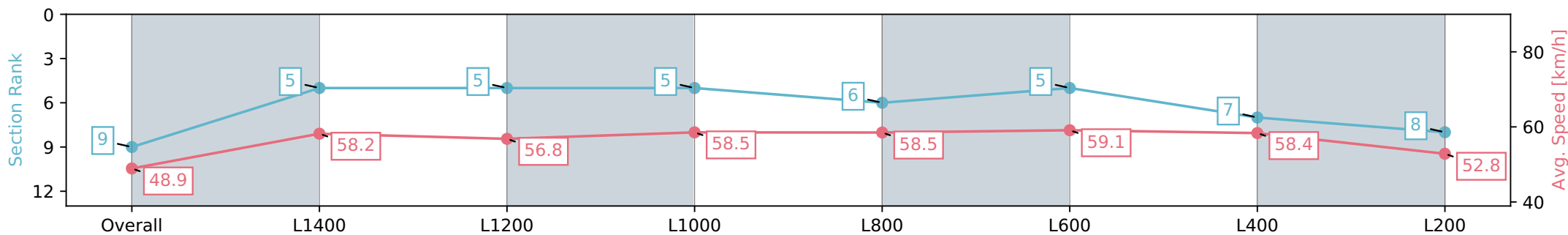
Pukekohe Park - Professional
Race 8: THANKS PETER & DAWN WILLIAMS 1600 - 1600m

PUKEKOHE
PARK

25 May 2024 - 3:26PM

Track Rating: Heavy 10, Weather: Raining, Rail Position: True

Section	Overall	L1400	L1200	L1000	L800	L600	L400	L200
Section Times	1:42.80 [9] (0:14.73)	1:28.07 [5] (0:12.39)	1:15.68 [5] (0:12.66)	1:03.02 [5] (0:12.41)	0:50.61 [6] (0:12.44)	0:38.17 [5] (0:12.23)	0:25.94 [7] (0:12.33)	0:13.61 [8] (0:13.61)
Average Speed [km/h]	48.9	58.2	56.8	58.5	58.5	59.1	58.4	52.8
Top Speed [km/h]	59.2	59.5	57.7	60.1	59.2	60.0	60.9	56.3
Avg. Dist. to Rail [m]	5.2	3.8	2.7	1.8	1.6	1.7	7.2	10.0
Avg. Stride Freq. [Hz]	2.2	2.2	2.2	2.3	2.3	2.3	2.3	2.2
Avg. Stride Length [m]	6.8	7.3	7.1	7.3	7.1	7.0	7.1	6.7



Report Created: Sat 25 May 2024 13:46:24 GMT+10 (Note: Timing is based on positional data)

- [] Ranking at each section and finish
- :-:- No data available at this section
- NA No data available

Horse/Jockey Name	TRIGON LAD/Sarah Fisher
Finish Rank	10
Fastest Section Time (Section)	0:12.30 (L1000)
Top Speed [km/h] (Section)	60.9 (L800)
Race State	Finished

AUCKLAND
THOROUGHBRED
RACING
SINCE 1864

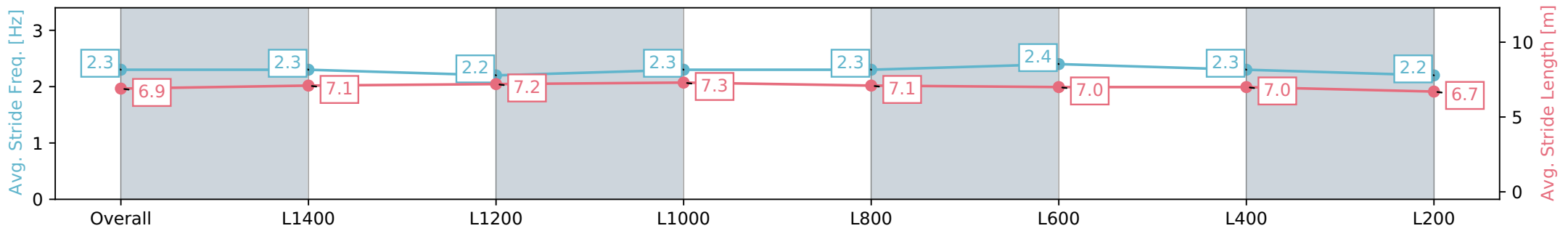
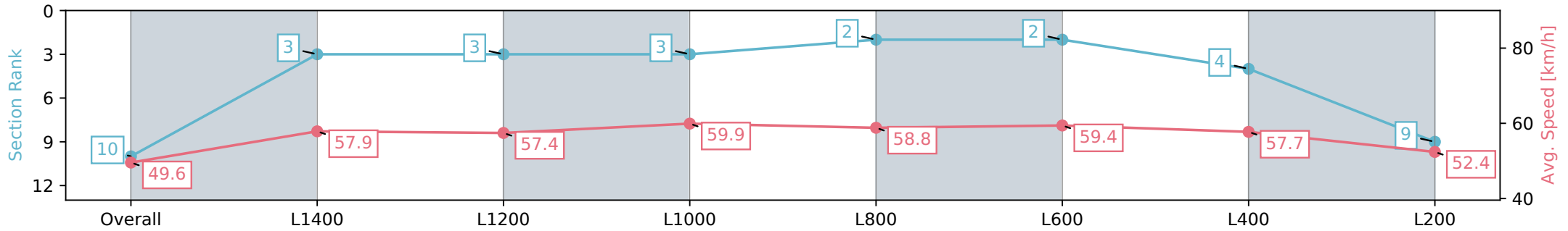
Pukekohe Park - Professional
Race 8: THANKS PETER & DAWN WILLIAMS 1600 - 1600m

PUKEKOHE
PARK

25 May 2024 - 3:26PM

Track Rating: Heavy 10, Weather: Raining, Rail Position: True

Section	Overall	L1400	L1200	L1000	L800	L600	L400	L200
Section Times	1:42.96 [10] (0:14.53)	1:28.43 [3] (0:12.44)	1:15.99 [3] (0:12.52)	1:03.47 [3] (0:12.30)	0:51.17 [2] (0:12.60)	0:38.57 [2] (0:12.33)	0:26.24 [4] (0:12.49)	0:13.75 [9] (0:13.75)
Average Speed [km/h]	49.6	57.9	57.4	59.9	58.8	59.4	57.7	52.4
Top Speed [km/h]	59.7	59.9	59.2	60.6	60.0	60.9	59.4	55.3
Avg. Dist. to Rail [m]	11.4	6.5	4.4	4.4	4.7	4.9	10.2	12.3
Avg. Stride Freq. [Hz]	2.3	2.3	2.2	2.3	2.3	2.4	2.3	2.2
Avg. Stride Length [m]	6.9	7.1	7.2	7.3	7.1	7.0	7.0	6.7



Report Created: Sat 25 May 2024 13:46:27 GMT+10 (Note: Timing is based on positional data)

- [] Ranking at each section and finish
- :-:- No data available at this section
- NA No data available