

Track Rating: Heavy 10, Weather: Raining, Rail Position: True

Section Field Times							Overall	L2000	L1800	L1600	L1400	L1200		
							2:18.56 (0:08.71)	2:09.86 (0:12.20)	1:57.66 (0:12.90)	1:44.76 (0:13.23)	1:31.53 (0:13.12)	1:18.41 (0:13.19)		
Position	#	Horse/Jockey	Barrier	Top Speed [km/h]	Fastest Section	First 400m							Distance Travelled From Winner [m]	
1	3	<b>DEVOTED</b> Tayla Melvin	7	61.9 600-400	0:11.83 400-200	0:29.08	2:18.57 (0:09.60)	2:08.97 [14] (0:12.89)	1:56.08 [14] (0:13.30)	1:42.78 [14] (0:13.15)	1:29.63 [13] (0:13.11)	1:16.52 [13] (0:12.89)		
2	12	<b>CHARLBURY</b> Kelly Myers	15	59.8 600-400	0:12.31 400-200	0:28.03	2:18.63 (0:08.91)	2:09.72 [5] (0:12.41)	1:57.31 [4] (0:13.35)	1:43.96 [5] (0:13.35)	1:30.61 [5] (0:13.11)	1:17.50 [5] (0:12.97)	-6	
3	4	<b>GEORGIAN WARRIOR</b> Samantha Spratt	10	60.8 800-600	0:12.32 400-200	0:28.76	2:18.69 (0:09.09)	2:09.60 [9] (0:12.96)	1:56.64 [11] (0:13.44)	1:43.20 [11] (0:13.14)	1:30.06 [11] (0:13.04)	1:17.02 [9] (0:12.91)	+1	
4	11	<b>A MANDARIN</b> Vincent Colgan	14	60.0 600-400	0:12.23 400-200	0:28.51	2:19.40 (0:09.38)	2:10.02 [11] (0:12.56)	1:57.45 [10] (0:13.32)	1:44.13 [9] (0:13.26)	1:30.87 [9] (0:13.15)	1:17.72 [10] (0:13.02)	-8	
5	9	<b>PENURIOUS</b> Michael McNab	2	60.4 2200-2000	0:12.38 2000-1800	0:28.28	2:19.62 (0:09.23)	2:10.39 [10] (0:12.38)	1:58.01 [7] (0:13.26)	1:44.75 [6] (0:13.32)	1:31.43 [6] (0:13.13)	1:18.30 [6] (0:12.91)	-17	
6	15	<b>BEAU ONDAGO</b> Maria Sanson	8	58.9 800-600	0:12.51 400-200	0:28.47	2:19.63 (0:09.09)	2:10.54 [8] (0:12.73)	1:57.81 [9] (0:13.33)	1:44.48 [8] (0:13.19)	1:31.29 [7] (0:13.16)	1:18.13 [8] (0:12.88)	+0	
7	14	<b>PILLAR OF SOCIETY</b> Bill Jacobson	13	59.9 2200-2000	0:12.38 2000-1800	0:27.50	2:19.82 (0:08.71)	2:11.11 [1] (0:12.38)	1:58.73 [2] (0:12.80)	1:45.93 [2] (0:13.20)	1:32.73 [2] (0:13.13)	1:19.60 [2] (0:13.13)	-12	
8	2	<b>ASGARD</b> James Doyle	5	59.9 2200-2000	0:12.57 2000-1800	0:28.30	2:19.94 (0:09.02)	2:10.92 [7] (0:12.57)	1:58.34 [6] (0:13.45)	1:44.89 [7] (0:13.33)	1:31.56 [8] (0:13.10)	1:18.46 [7] (0:12.93)	-4	
9	10	<b>CASCATELLA</b> Jessica Allen	1	62.2 2200-2000	0:12.02 2000-1800	0:27.38	2:22.07 (0:08.89)	2:13.18 [3] (0:12.02)	2:01.16 [1] (0:12.90)	1:48.26 [1] (0:13.23)	1:35.03 [1] (0:13.11)	1:21.92 [1] (0:13.20)	-19	
10	5	<b>JUST ONE</b> Triston Moodley	12	60.4 2200-2000	0:12.35 2000-1800	0:27.73	2:22.48 (0:08.75)	2:13.73 [2] (0:12.35)	2:01.38 [3] (0:13.24)	1:48.14 [4] (0:13.31)	1:34.83 [4] (0:12.98)	1:21.85 [4] (0:13.22)	-10	

Scratched: No Plan Be (#7), Princess Adda (#16)

Track Rating: Heavy 10, Weather: Raining, Rail Position: True

Section Field Times							Overall	L2000	L1800	L1600	L1400	L1200		
							2:18.56 (0:08.71)	2:09.86 (0:12.20)	1:57.66 (0:12.90)	1:44.76 (0:13.23)	1:31.53 (0:13.12)	1:18.41 (0:13.19)		
Position	#	Horse/Jockey	Barrier	Top Speed [km/h]	Fastest Section	First 400m								Distance Travelled From Winner [m]
11	8	<b>BRIAN LAMONT</b> Doni Prastiyou	11	58.1 2200-2000	0:12.90 1200-1000	0:29.08	2:22.62 (0:09.40)	2:13.22 [12] (0:12.92)	2:00.30 [12] (0:13.41)	1:46.89 [12] (0:13.06)	1:33.83 [12] (0:13.12)	1:20.71 [12] (0:12.90)		-12
12	13	<b>CHARRED</b> Craig Grylls	3	58.2 2200-2000	0:12.78 2000-1800	0:28.61	2:23.77 (0:08.96)	2:14.81 [6] (0:12.78)	2:02.03 [8] (0:13.62)	1:48.41 [10] (0:13.22)	1:35.19 [10] (0:13.13)	1:22.06 [11] (0:12.98)		-18
13	1	<b>TAWI</b> Jasmine Fawcett	4	60.3 2200-2000	0:12.43 2000-1800	0:27.82	2:23.84 (0:08.91)	2:14.93 [4] (0:12.43)	2:02.50 [5] (0:12.77)	1:49.73 [3] (0:13.20)	1:36.53 [3] (0:13.11)	1:23.42 [3] (0:13.24)		-18
14	6	<b>RODOLFO</b> Ace Lawson-Carroll	6	56.8 1400-1200	0:12.88 2000-1800	0:28.98	2:23.89 (0:09.56)	2:14.33 [13] (0:12.88)	2:01.45 [13] (0:13.33)	1:48.12 [13] (0:13.21)	1:34.91 [14] (0:13.22)	1:21.69 [14] (0:12.92)		-22

Scratched: No Plan Be (#7), Princess Adda (#16)

Track Rating: Heavy 10, Weather: Raining, Rail Position: True

Section												L1000	L800	L600	L400	L200		
Field Times												1:05.22 (0:13.46)	0:51.76 (0:13.48)	0:38.28 (0:12.95)	0:25.34 (0:12.31)	0:13.03 (0:13.03)		
Position	#	Horse/Jockey	Barrier	Top Speed [km/h]	Fastest Section	First 400m						Margin	Distance Travelled From Winner [m]					
1	3	<b>DEVOTED</b> Tayla Melvin	7	61.9 600-400	0:11.83 400-200	0:29.08	1:03.63 [13] (0:13.22)	0:50.41 [13] (0:13.00)	0:37.41 [11] (0:12.69)	0:24.72 [8] (0:11.83)	0:12.89 [3] (0:12.89)	2:18.57						
2	12	<b>CHARLBURY</b> Kelly Myers	15	59.8 600-400	0:12.31 400-200	0:28.03	1:04.53 [5] (0:13.28)	0:51.24 [5] (0:13.01)	0:38.23 [2] (0:12.83)	0:25.40 [1] (0:12.31)	0:13.09 [1] (0:13.09)	0.4L	-6					
3	4	<b>GEORGIAN WARRIOR</b> Samantha Spratt	10	60.8 800-600	0:12.32 400-200	0:28.76	1:04.11 [9] (0:13.13)	0:50.98 [9] (0:13.08)	0:37.90 [9] (0:12.53)	0:25.37 [2] (0:12.32)	0:13.05 [2] (0:13.05)	0.8L	+1					
4	11	<b>A MANDARIN</b> Vincent Colgan	14	60.0 600-400	0:12.23 400-200	0:28.51	1:04.70 [11] (0:13.22)	0:51.48 [10] (0:13.02)	0:38.46 [10] (0:12.64)	0:25.82 [6] (0:12.23)	0:13.59 [4] (0:13.59)	4.8L	-8					
5	9	<b>PENURIOUS</b> Michael McNab	2	60.4 2200-2000	0:12.38 2000-1800	0:28.28	1:05.39 [6] (0:13.19)	0:52.20 [6] (0:13.28)	0:38.91 [7] (0:12.76)	0:26.15 [4] (0:12.62)	0:13.53 [6] (0:13.53)	6.0L	-17					
6	15	<b>BEAU ONDAGO</b> Maria Sanson	8	58.9 800-600	0:12.51 400-200	0:28.47	1:05.25 [7] (0:13.28)	0:51.96 [7] (0:13.05)	0:38.91 [8] (0:12.78)	0:26.13 [5] (0:12.51)	0:13.62 [5] (0:13.62)	6.0L	+0					
7	14	<b>PILLAR OF SOCIETY</b> Bill Jacobson	13	59.9 2200-2000	0:12.38 2000-1800	0:27.50	1:06.47 [2] (0:13.45)	0:53.02 [1] (0:13.48)	0:39.54 [1] (0:13.19)	0:26.35 [3] (0:12.65)	0:13.70 [7] (0:13.70)	7.0L	-12					
8	2	<b>ASGARD</b> James Doyle	5	59.9 2200-2000	0:12.57 2000-1800	0:28.30	1:05.53 [8] (0:13.27)	0:52.26 [8] (0:13.02)	0:39.24 [6] (0:12.91)	0:26.33 [7] (0:12.99)	0:13.34 [8] (0:13.34)	7.6L	-4					
9	10	<b>CASCATELLA</b> Jessica Allen	1	62.2 2200-2000	0:12.02 2000-1800	0:27.38	1:08.72 [1] (0:13.48)	0:55.24 [2] (0:13.71)	0:41.53 [4] (0:13.53)	0:28.00 [10] (0:13.45)	0:14.55 [9] (0:14.55)	19.4L	-19					
10	5	<b>JUST ONE</b> Triston Moodley	12	60.4 2200-2000	0:12.35 2000-1800	0:27.73	1:08.63 [4] (0:13.42)	0:55.21 [4] (0:13.22)	0:41.99 [3] (0:13.49)	0:28.50 [9] (0:13.76)	0:14.74 [10] (0:14.74)	21.7L	-10					

Scratched: No Plan Be (#7), Princess Adda (#16)

Track Rating: Heavy 10, Weather: Raining, Rail Position: True

Section												Field Times	
		L1000	L800	L600	L400	L200							
		1:05.22	0:51.76	0:38.28	0:25.34	0:13.03							
		(0:13.46)	(0:13.48)	(0:12.95)	(0:12.31)	(0:13.03)							
Position	#	Horse/Jockey	Barrier	Top Speed [km/h]	Fastest Section	First 400m						Margin	Distance Travelled From Winner [m]
11	8	<b>BRIAN LAMONT</b>	11	58.1	0:12.90	0:29.08	1:07.81 [12]	0:54.58 [11]	0:41.43 [12]	0:27.81 [12]	0:14.27 [12]	22.5L	-12
		Doni Prastiyou		2200-2000	1200-1000		(0:13.23)	(0:13.15)	(0:13.62)	(0:13.54)	(0:14.27)		
12	13	<b>CHARRED</b>	3	58.2	0:12.78	0:28.61	1:09.08 [10]	0:55.71 [12]	0:42.15 [13]	0:28.30 [13]	0:14.18 [13]	28.8L	-18
		Craig Grylls		2200-2000	2000-1800		(0:13.37)	(0:13.56)	(0:13.85)	(0:14.12)	(0:14.18)		
13	1	<b>TAWI</b>	4	60.3	0:12.43	0:27.82	1:10.18 [3]	0:56.75 [3]	0:43.29 [5]	0:29.77 [11]	0:15.77 [11]	29.2L	-18
		Jasmine Fawcett		2200-2000	2000-1800		(0:13.43)	(0:13.46)	(0:13.52)	(0:14.00)	(0:15.77)		
14	6	<b>RODOLFO</b>	6	56.8	0:12.88	0:28.98	1:08.77 [14]	0:55.55 [14]	0:42.06 [14]	0:28.29 [14]	0:14.20 [14]	29.5L	-22
		Ace Lawson-Carroll		1400-1200	2000-1800		(0:13.22)	(0:13.49)	(0:13.77)	(0:14.09)	(0:14.20)		

Scratched: No Plan Be (#7), Princess Adda (#16)

Horse/Jockey Name	DEVOTED/Tayla Melvin
Finish Rank	1
Fastest Section Time (Section)	0:11.83 (L400)
Top Speed [km/h] (Section)	61.9 (L600)
Race State	Finished

AUCKLAND  
THOROUGHBRED  
SINCE RACING 1864

Pukekohe Park - Professional

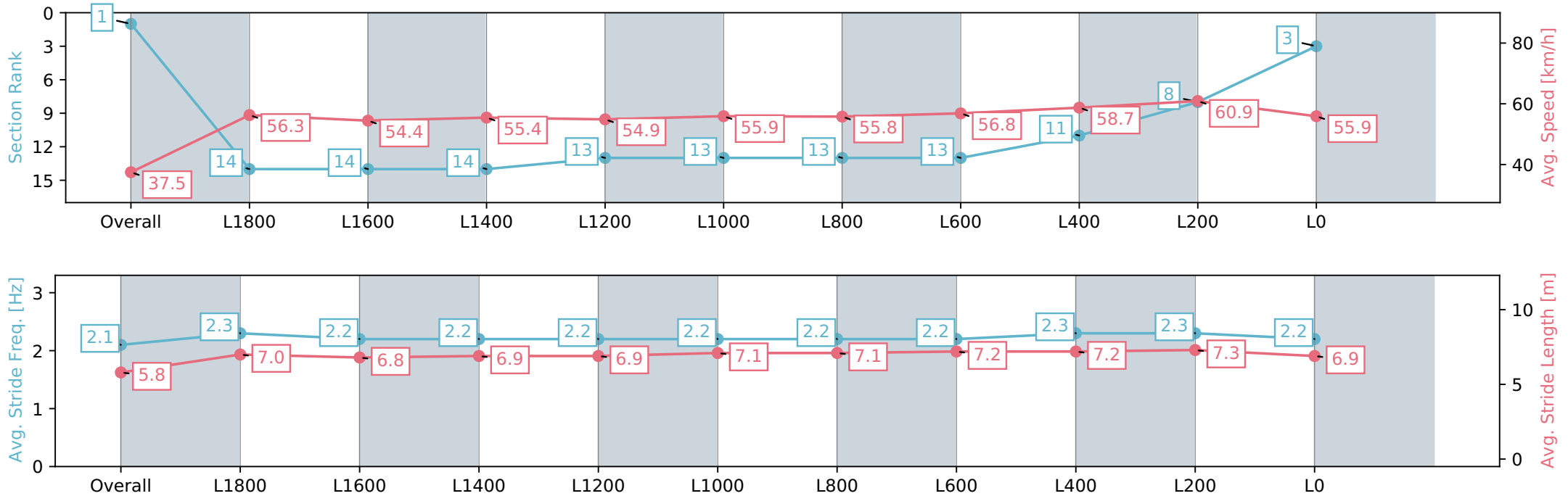
Race 5: TAB NZ 2100 - 2100m

25 May 2024 - 1:39PM

PUKEKOHE  
PARK

Track Rating: Heavy 10, Weather: Raining, Rail Position: True

Section	Overall	L1800	L1600	L1400	L1200	L1000	L800	L600	L400	L200	L0
Section Times	2:18.57 [1] (0:09.60)	2:08.97 [14] (0:12.89)	1:56.08 [14] (0:13.30)	1:42.78 [14] (0:13.15)	1:29.63 [13] (0:13.11)	1:16.52 [13] (0:12.89)	1:03.63 [13] (0:13.22)	0:50.41 [13] (0:13.00)	0:37.41 [11] (0:12.69)	0:24.72 [8] (0:11.83)	0:12.89 [3] (0:12.89)
Average Speed [km/h]	37.5	56.3	54.4	55.4	54.9	55.9	55.8	56.8	58.7	60.9	55.9
Top Speed [km/h]	54.6	57.0	55.7	56.4	56.0	57.3	57.5	57.9	61.6	61.9	58.4
Avg. Dist. to Rail [m]	7.6	2.2	0.9	2.8	3.6	3.5	3.8	5.1	9.8	15.1	13.6
Avg. Stride Freq. [Hz]	2.1	2.3	2.2	2.2	2.2	2.2	2.2	2.2	2.3	2.3	2.2
Avg. Stride Length [m]	5.8	7.0	6.8	6.9	6.9	7.1	7.1	7.2	7.2	7.3	6.9



Report Created: Sat 25 May 2024 11:57:52 GMT+10 (Note: Timing is based on positional data)

Page 5/18

- [ ] Ranking at each section and finish
- :-:- No data available at this section
- NA No data available

Horse/Jockey Name	CHARLBURY/Kelly Myers
Finish Rank	2
Fastest Section Time (Section)	0:12.31 (L400)
Top Speed [km/h] (Section)	59.8 (L600)
Race State	Finished

AUCKLAND  
THOROUGHBRED  
SINCE RACING 1864

Pukekohe Park - Professional

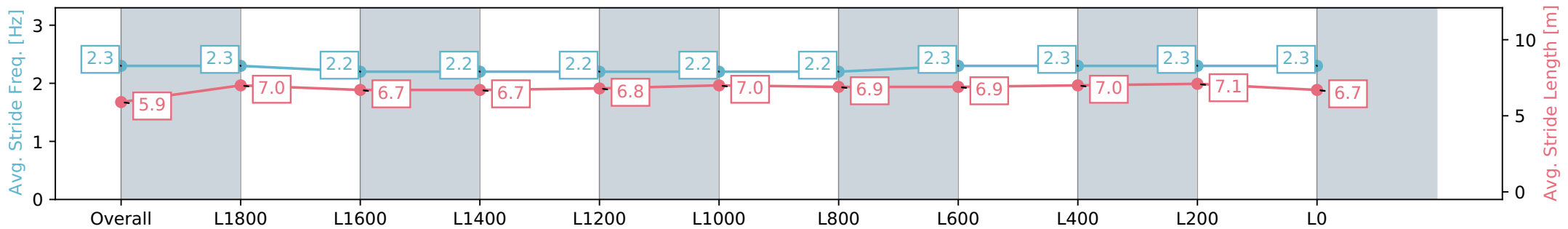
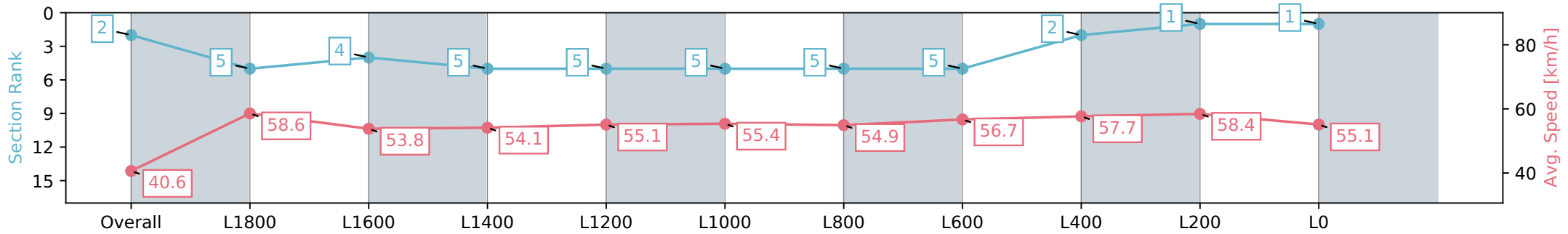
Race 5: TAB NZ 2100 - 2100m

25 May 2024 - 1:39PM

PUKEKOHE  
PARK

Track Rating: Heavy 10, Weather: Raining, Rail Position: True

Section	Overall	L1800	L1600	L1400	L1200	L1000	L800	L600	L400	L200	L0
Section Times	2:18.63 [2] (0:08.91)	2:09.72 [5] (0:12.41)	1:57.31 [4] (0:13.35)	1:43.96 [5] (0:13.35)	1:30.61 [5] (0:13.11)	1:17.50 [5] (0:12.97)	1:04.53 [5] (0:13.28)	0:51.24 [5] (0:13.01)	0:38.23 [2] (0:12.83)	0:25.40 [1] (0:12.31)	0:13.09 [1] (0:13.09)
Average Speed [km/h]	40.6	58.6	53.8	54.1	55.1	55.4	54.9	56.7	57.7	58.4	55.1
Top Speed [km/h]	58.0	59.6	55.7	55.2	56.2	56.3	56.1	57.8	59.4	59.8	56.7
Avg. Dist. to Rail [m]	12.6	4.0	0.5	1.0	1.4	1.3	2.2	4.4	7.7	12.0	12.0
Avg. Stride Freq. [Hz]	2.3	2.3	2.2	2.2	2.2	2.2	2.2	2.3	2.3	2.3	2.3
Avg. Stride Length [m]	5.9	7.0	6.7	6.7	6.8	7.0	6.9	6.9	7.0	7.1	6.7



Report Created: Sat 25 May 2024 11:57:56 GMT+10 (Note: Timing is based on positional data)

- [ ] Ranking at each section and finish
- :-:- No data available at this section
- NA No data available

Horse/Jockey Name	GEORGIAN WARRIOR/Samantha Spratt
Finish Rank	3
Fastest Section Time (Section)	0:12.32 (L400)
Top Speed [km/h] (Section)	60.8 (L800)
Race State	Finished



Pukekohe Park - Professional

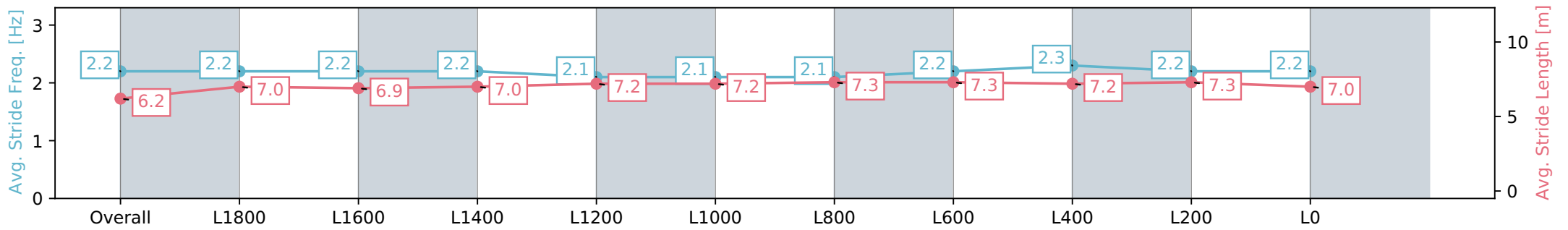
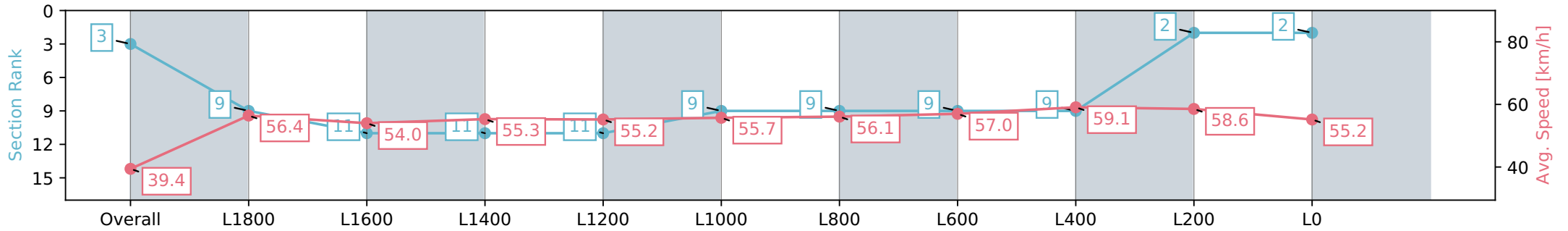
Race 5: TAB NZ 2100 - 2100m

25 May 2024 - 1:39PM



Track Rating: Heavy 10, Weather: Raining, Rail Position: True

Section	Overall	L1800	L1600	L1400	L1200	L1000	L800	L600	L400	L200	L0
Section Times	2:18.69 [3] (0:09.09)	2:09.60 [9] (0:12.96)	1:56.64 [11] (0:13.44)	1:43.20 [11] (0:13.14)	1:30.06 [11] (0:13.04)	1:17.02 [9] (0:12.91)	1:04.11 [9] (0:13.13)	0:50.98 [9] (0:13.08)	0:37.90 [9] (0:12.53)	0:25.37 [2] (0:12.32)	0:13.05 [2] (0:13.05)
Average Speed [km/h]	39.4	56.4	54.0	55.3	55.2	55.7	56.1	57.0	59.1	58.6	55.2
Top Speed [km/h]	55.5	57.8	55.2	56.7	55.7	57.1	57.6	58.1	60.8	60.5	56.6
Avg. Dist. to Rail [m]	8.3	3.9	1.4	2.0	2.4	2.5	3.7	5.8	8.8	12.8	12.8
Avg. Stride Freq. [Hz]	2.2	2.2	2.2	2.2	2.1	2.1	2.1	2.2	2.3	2.2	2.2
Avg. Stride Length [m]	6.2	7.0	6.9	7.0	7.2	7.2	7.3	7.3	7.2	7.3	7.0



- [ ] Ranking at each section and finish
- :-:- No data available at this section
- NA No data available

Horse/Jockey Name	A MANDARIN/Vincent Colgan
Finish Rank	4
Fastest Section Time (Section)	0:12.23 (L400)
Top Speed [km/h] (Section)	60.0 (L600)
Race State	Finished

AUCKLAND  
THOROUGHBRED  
SINCE RACING 1864

Pukekohe Park - Professional

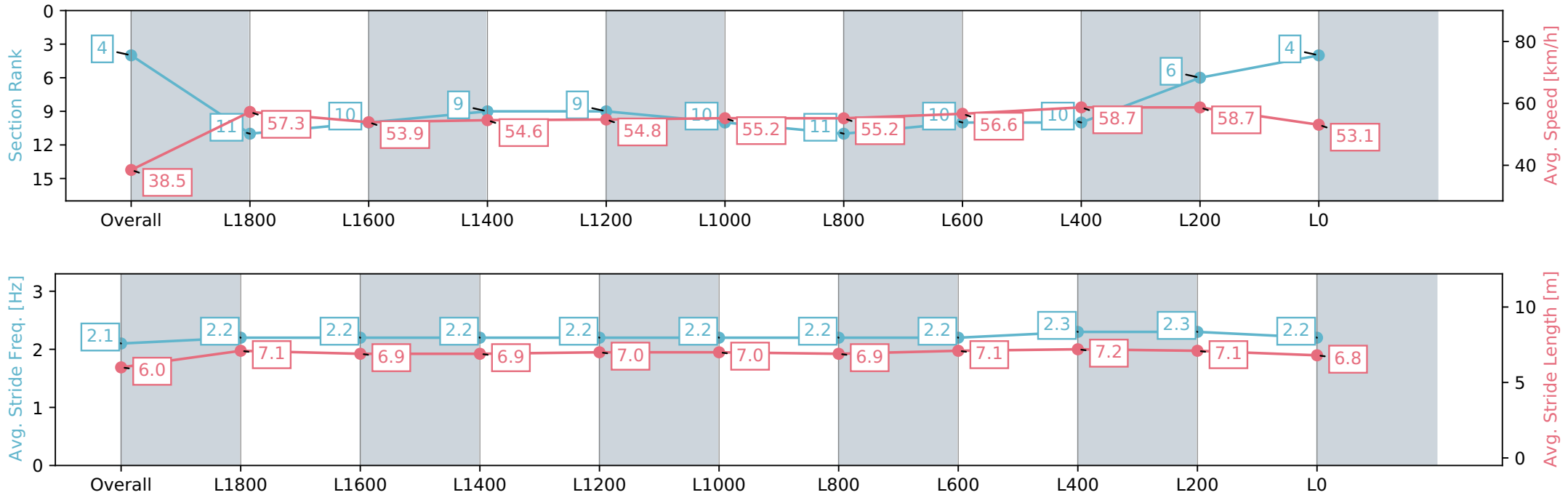
Race 5: TAB NZ 2100 - 2100m

25 May 2024 - 1:39PM

PUKEKOHE  
PARK

Track Rating: Heavy 10, Weather: Raining, Rail Position: True

Section	Overall	L1800	L1600	L1400	L1200	L1000	L800	L600	L400	L200	L0
Section Times	2:19.40 [4] (0:09.38)	2:10.02 [11] (0:12.56)	1:57.45 [10] (0:13.32)	1:44.13 [9] (0:13.26)	1:30.87 [9] (0:13.15)	1:17.72 [10] (0:13.02)	1:04.70 [11] (0:13.22)	0:51.48 [10] (0:13.02)	0:38.46 [10] (0:12.64)	0:25.82 [6] (0:12.23)	0:13.59 [4] (0:13.59)
Average Speed [km/h]	38.5	57.3	53.9	54.6	54.8	55.2	55.2	56.6	58.7	58.7	53.1
Top Speed [km/h]	55.4	59.1	55.2	55.8	56.2	56.4	57.9	57.9	59.6	60.0	55.3
Avg. Dist. to Rail [m]	9.1	1.9	0.7	1.5	2.1	2.0	1.9	4.4	8.7	14.1	14.7
Avg. Stride Freq. [Hz]	2.1	2.2	2.2	2.2	2.2	2.2	2.2	2.2	2.3	2.3	2.2
Avg. Stride Length [m]	6.0	7.1	6.9	6.9	7.0	7.0	6.9	7.1	7.2	7.1	6.8



Report Created: Sat 25 May 2024 11:58:05 GMT+10 (Note: Timing is based on positional data)

Page 8/18

- [ ] Ranking at each section and finish
- :-:- No data available at this section
- NA No data available



Horse/Jockey Name	PENURIOUS/Michael McNab
Finish Rank	5
Fastest Section Time (Section)	0:12.38 (L2000)
Top Speed [km/h] (Section)	60.4 (Overall)
Race State	Finished

AUCKLAND  
THOROUGHBRED  
SINCE RACING 1864

Pukekohe Park - Professional

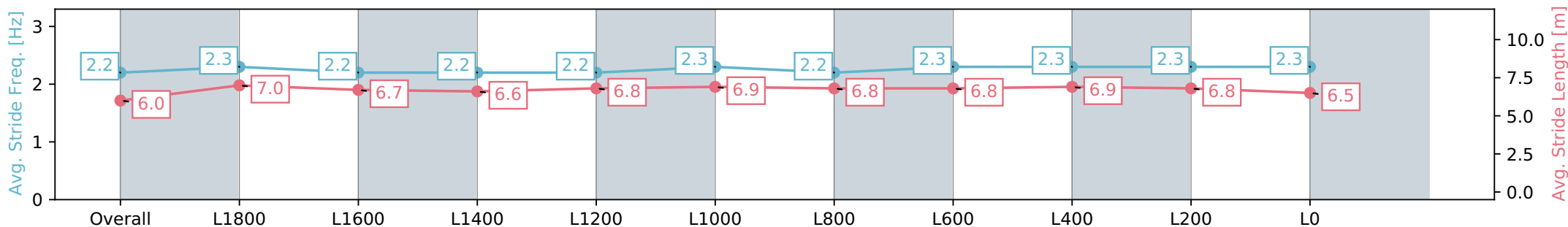
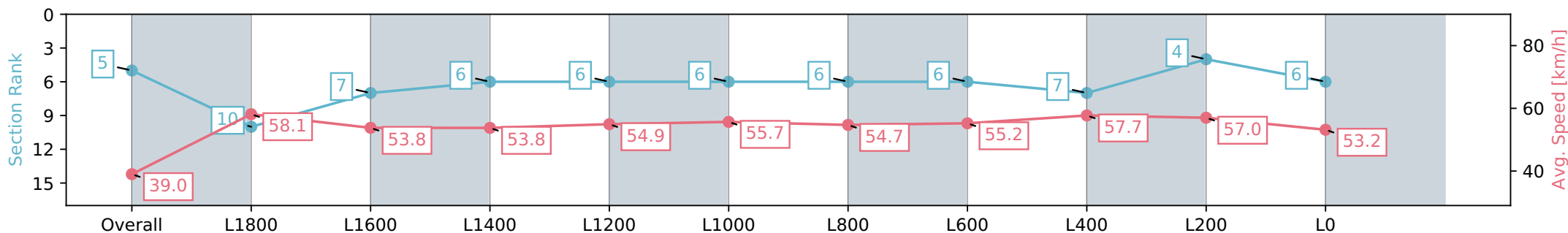
Race 5: TAB NZ 2100 - 2100m

25 May 2024 - 1:39PM

PUKEKOHE  
PARK

Track Rating: Heavy 10, Weather: Raining, Rail Position: True

Section	Overall	L1800	L1600	L1400	L1200	L1000	L800	L600	L400	L200	L0
Section Times	2:19.62 [5] (0:09.23)	2:10.39 [10] (0:12.38)	1:58.01 [7] (0:13.26)	1:44.75 [6] (0:13.32)	1:31.43 [6] (0:13.13)	1:18.30 [6] (0:12.91)	1:05.39 [6] (0:13.19)	0:52.20 [6] (0:13.28)	0:38.91 [7] (0:12.76)	0:26.15 [4] (0:12.62)	0:13.53 [6] (0:13.53)
Average Speed [km/h]	39.0	58.1	53.8	53.8	54.9	55.7	54.7	55.2	57.7	57.0	53.2
Top Speed [km/h]	57.7	60.4	55.1	55.0	55.6	56.3	55.4	56.9	58.9	58.9	55.4
Avg. Dist. to Rail [m]	3.9	1.4	1.7	0.4	0.1	0.3	0.5	2.9	7.0	10.7	10.3
Avg. Stride Freq. [Hz]	2.2	2.3	2.2	2.2	2.2	2.3	2.2	2.3	2.3	2.3	2.3
Avg. Stride Length [m]	6.0	7.0	6.7	6.6	6.8	6.9	6.8	6.8	6.9	6.8	6.5



Report Created: Sat 25 May 2024 11:58:10 GMT+10 (Note: Timing is based on positional data)

Page 9/18

- [ ] Ranking at each section and finish
- :-:- No data available at this section
- NA No data available

Horse/Jockey Name	BEAU ONDAGO/Maria Sanson
Finish Rank	6
Fastest Section Time (Section)	0:12.51 (L400)
Top Speed [km/h] (Section)	58.9 (L800)
Race State	Finished

AUCKLAND  
THOROUGHBRED  
SINCE RACING 1864

Pukekohe Park - Professional

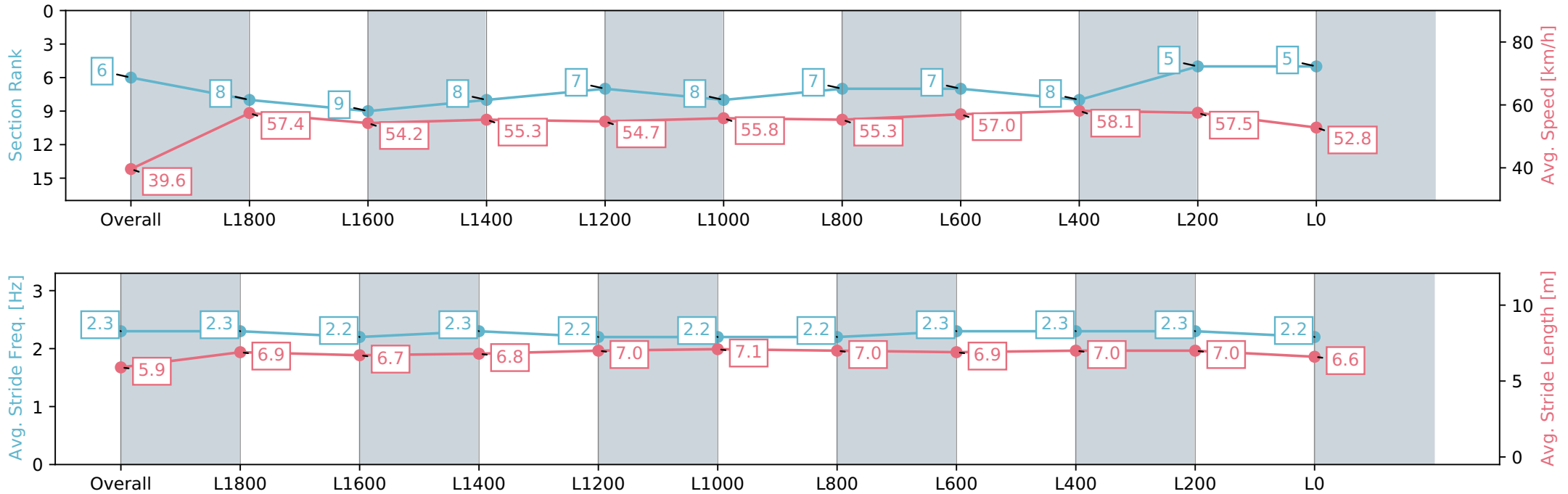
Race 5: TAB NZ 2100 - 2100m

25 May 2024 - 1:39PM

PUKEKOHE  
PARK

Track Rating: Heavy 10, Weather: Raining, Rail Position: True

Section	Overall	L1800	L1600	L1400	L1200	L1000	L800	L600	L400	L200	L0
Section Times	2:19.63 [6] (0:09.09)	2:10.54 [8] (0:12.73)	1:57.81 [9] (0:13.33)	1:44.48 [8] (0:13.19)	1:31.29 [7] (0:13.16)	1:18.13 [8] (0:12.88)	1:05.25 [7] (0:13.28)	0:51.96 [7] (0:13.05)	0:38.91 [8] (0:12.78)	0:26.13 [5] (0:12.51)	0:13.62 [5] (0:13.62)
Average Speed [km/h]	39.6	57.4	54.2	55.3	54.7	55.8	55.3	57.0	58.1	57.5	52.8
Top Speed [km/h]	56.9	58.8	55.8	56.4	56.1	56.8	57.1	57.8	58.9	58.8	55.5
Avg. Dist. to Rail [m]	8.5	3.9	1.0	2.7	3.2	3.1	3.7	5.3	8.3	12.6	13.4
Avg. Stride Freq. [Hz]	2.3	2.3	2.2	2.3	2.2	2.2	2.2	2.3	2.3	2.3	2.2
Avg. Stride Length [m]	5.9	6.9	6.7	6.8	7.0	7.1	7.0	6.9	7.0	7.0	6.6



Report Created: Sat 25 May 2024 11:58:15 GMT+10 (Note: Timing is based on positional data)

- [ ] Ranking at each section and finish
- :-:- No data available at this section
- NA No data available

Horse/Jockey Name	PILLAR OF SOCIETY/Bill Jacobson
Finish Rank	7
Fastest Section Time (Section)	0:12.38 (L2000)
Top Speed [km/h] (Section)	59.9 (Overall)
Race State	Finished

AUCKLAND  
THOROUGHBRED  
SINCE RACING 1864

Pukekohe Park - Professional

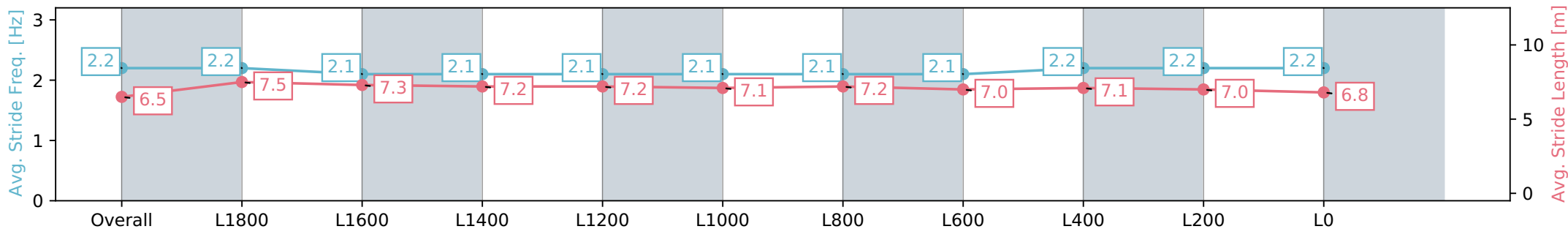
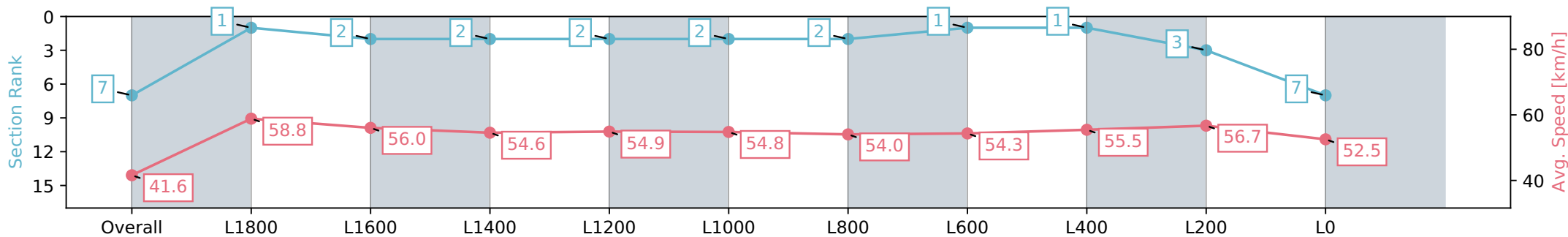
Race 5: TAB NZ 2100 - 2100m

25 May 2024 - 1:39PM

PUKEKOHE  
PARK

Track Rating: Heavy 10, Weather: Raining, Rail Position: True

Section	Overall	L1800	L1600	L1400	L1200	L1000	L800	L600	L400	L200	L0
Section Times	2:19.82 [7] (0:08.71)	2:11.11 [1] (0:12.38)	1:58.73 [2] (0:12.80)	1:45.93 [2] (0:13.20)	1:32.73 [2] (0:13.13)	1:19.60 [2] (0:13.13)	1:06.47 [2] (0:13.45)	0:53.02 [1] (0:13.48)	0:39.54 [1] (0:13.19)	0:26.35 [3] (0:12.65)	0:13.70 [7] (0:13.70)
Average Speed [km/h]	41.6	58.8	56.0	54.6	54.9	54.8	54.0	54.3	55.5	56.7	52.5
Top Speed [km/h]	58.4	59.9	57.1	55.2	56.0	55.1	54.9	55.2	57.6	57.9	54.9
Avg. Dist. to Rail [m]	10.8	4.0	0.8	0.7	1.3	1.3	1.7	2.7	4.6	6.4	6.3
Avg. Stride Freq. [Hz]	2.2	2.2	2.1	2.1	2.1	2.1	2.1	2.1	2.2	2.2	2.2
Avg. Stride Length [m]	6.5	7.5	7.3	7.2	7.2	7.1	7.2	7.0	7.1	7.0	6.8



Report Created: Sat 25 May 2024 11:58:19 GMT+10 (Note: Timing is based on positional data)

Page 11/18

[ ] Ranking at each section and finish

-:-:- No data available at this section

NA No data available

Horse/Jockey Name	ASGARD/James Doyle
Finish Rank	8
Fastest Section Time (Section)	0:12.57 (L2000)
Top Speed [km/h] (Section)	59.9 (Overall)
Race State	Finished



Pukekohe Park - Professional

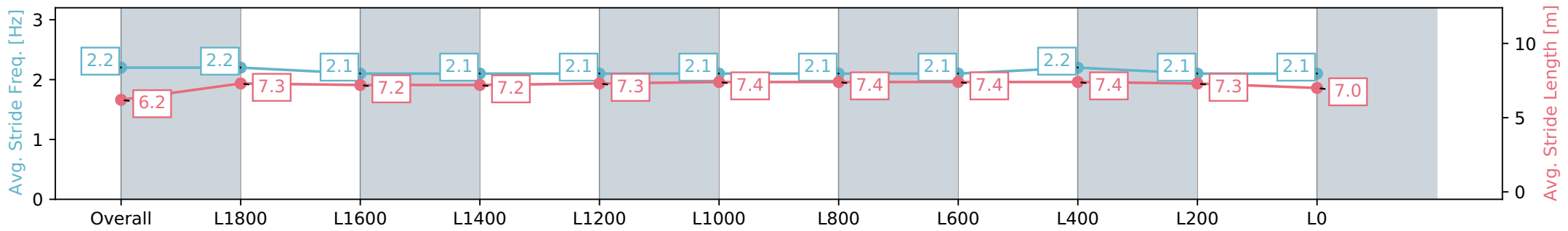
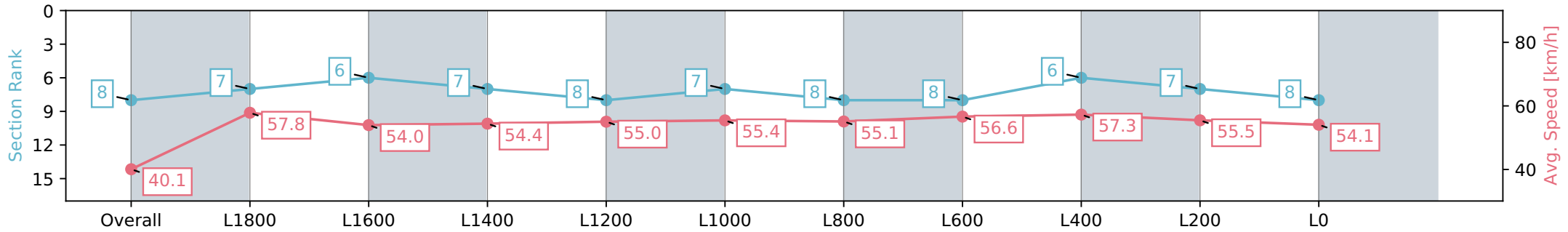
Race 5: TAB NZ 2100 - 2100m

25 May 2024 - 1:39PM



Track Rating: Heavy 10, Weather: Raining, Rail Position: True

Section	Overall	L1800	L1600	L1400	L1200	L1000	L800	L600	L400	L200	L0
Section Times	2:19.94 [8] (0:09.02)	2:10.92 [7] (0:12.57)	1:58.34 [6] (0:13.45)	1:44.89 [7] (0:13.33)	1:31.56 [8] (0:13.10)	1:18.46 [7] (0:12.93)	1:05.53 [8] (0:13.27)	0:52.26 [8] (0:13.02)	0:39.24 [6] (0:12.91)	0:26.33 [7] (0:12.99)	0:13.34 [8] (0:13.34)
Average Speed [km/h]	40.1	57.8	54.0	54.4	55.0	55.4	55.1	56.6	57.3	55.5	54.1
Top Speed [km/h]	56.9	59.9	55.6	55.2	56.1	56.3	56.7	57.8	58.0	56.2	54.9
Avg. Dist. to Rail [m]	6.5	3.4	1.5	1.4	1.5	1.6	2.1	4.2	7.8	10.6	11.8
Avg. Stride Freq. [Hz]	2.2	2.2	2.1	2.1	2.1	2.1	2.1	2.1	2.2	2.1	2.1
Avg. Stride Length [m]	6.2	7.3	7.2	7.2	7.3	7.4	7.4	7.4	7.4	7.3	7.0



Report Created: Sat 25 May 2024 11:58:24 GMT+10 (Note: Timing is based on positional data)

- [ ] Ranking at each section and finish
- :-:- No data available at this section
- NA No data available



Horse/Jockey Name	CASCATELLA/Jessica Allen
Finish Rank	9
Fastest Section Time (Section)	0:12.02 (L2000)
Top Speed [km/h] (Section)	62.2 (Overall)
Race State	Finished

AUCKLAND  
THOROUGHBRED  
SINCE RACING 1864

Pukekohe Park - Professional

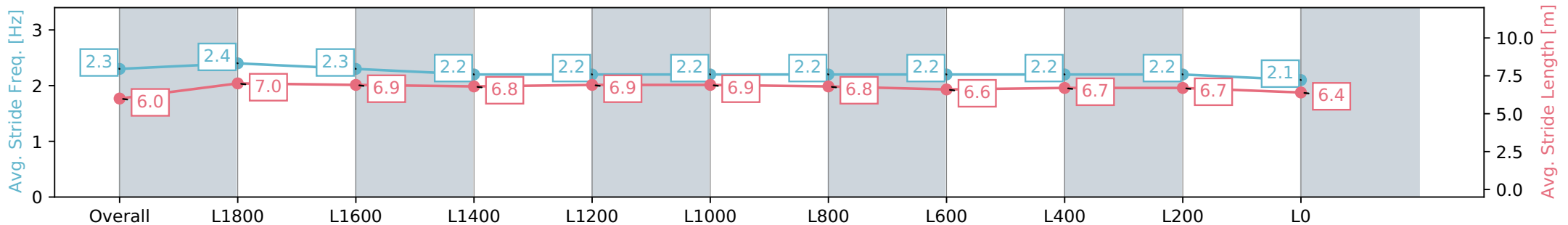
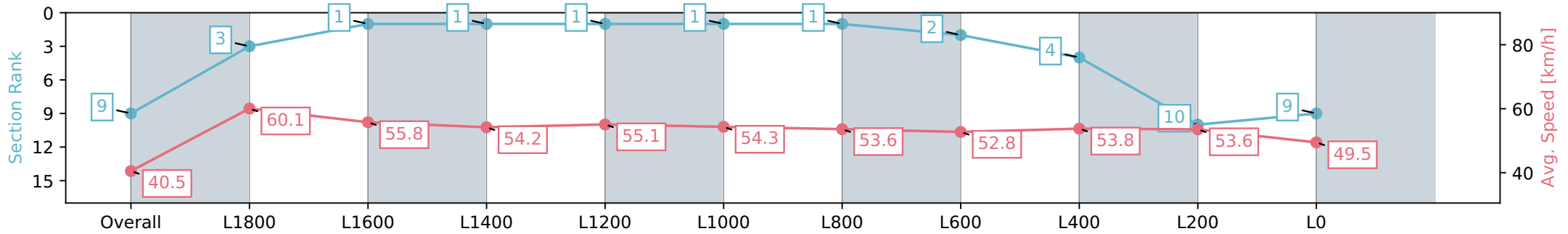
Race 5: TAB NZ 2100 - 2100m

25 May 2024 - 1:39PM

PUKEKOHE  
PARK

Track Rating: Heavy 10, Weather: Raining, Rail Position: True

Section	Overall	L1800	L1600	L1400	L1200	L1000	L800	L600	L400	L200	L0
Section Times	2:22.07 [9] (0:08.89)	2:13.18 [3] (0:12.02)	2:01.16 [1] (0:12.90)	1:48.26 [1] (0:13.23)	1:35.03 [1] (0:13.11)	1:21.92 [1] (0:13.20)	1:08.72 [1] (0:13.48)	0:55.24 [2] (0:13.71)	0:41.53 [4] (0:13.53)	0:28.00 [10] (0:13.45)	0:14.55 [9] (0:14.55)
Average Speed [km/h]	40.5	60.1	55.8	54.2	55.1	54.3	53.6	52.8	53.8	53.6	49.5
Top Speed [km/h]	59.7	62.2	56.7	55.0	55.5	54.9	54.6	53.2	55.2	55.3	50.9
Avg. Dist. to Rail [m]	1.0	0.7	0.4	0.3	0.2	0.2	0.5	1.2	2.2	4.0	5.4
Avg. Stride Freq. [Hz]	2.3	2.4	2.3	2.2	2.2	2.2	2.2	2.2	2.2	2.2	2.1
Avg. Stride Length [m]	6.0	7.0	6.9	6.8	6.9	6.9	6.8	6.6	6.7	6.7	6.4



Report Created: Sat 25 May 2024 11:58:29 GMT+10 (Note: Timing is based on positional data)

- [ ] Ranking at each section and finish
- :-:- No data available at this section
- NA No data available

Horse/Jockey Name	JUST ONE/Triston Moodley
Finish Rank	10
Fastest Section Time (Section)	0:12.35 (L2000)
Top Speed [km/h] (Section)	60.4 (Overall)
Race State	Finished

AUCKLAND  
THOROUGHBRED  
SINCE RACING 1864

Pukekohe Park - Professional

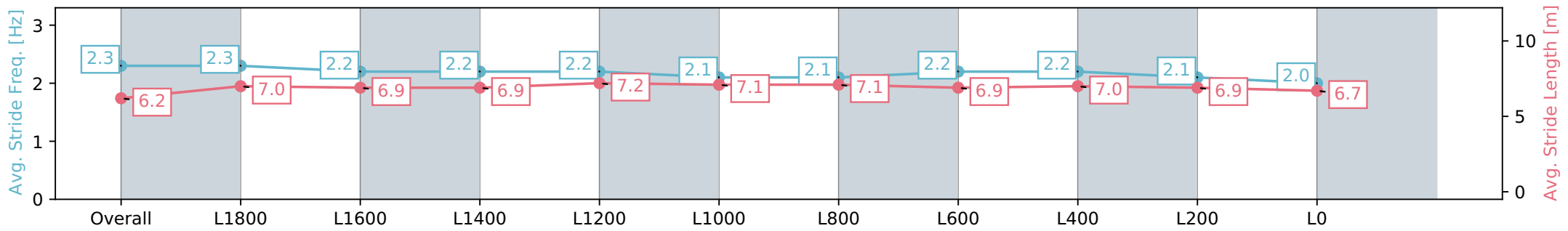
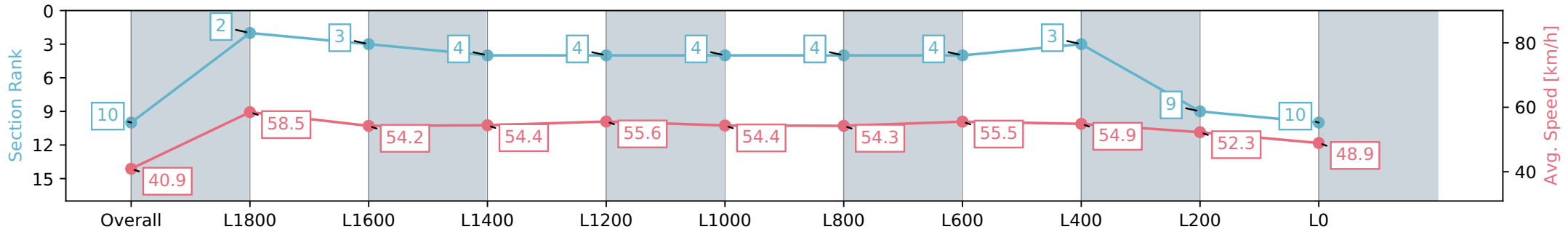
Race 5: TAB NZ 2100 - 2100m

25 May 2024 - 1:39PM

PUKEKOHE  
PARK

Track Rating: Heavy 10, Weather: Raining, Rail Position: True

Section	Overall	L1800	L1600	L1400	L1200	L1000	L800	L600	L400	L200	L0
Section Times	2:22.48 [10] (0:08.75)	2:13.73 [2] (0:12.35)	2:01.38 [3] (0:13.24)	1:48.14 [4] (0:13.31)	1:34.83 [4] (0:12.98)	1:21.85 [4] (0:13.22)	1:08.63 [4] (0:13.42)	0:55.21 [4] (0:13.22)	0:41.99 [3] (0:13.49)	0:28.50 [9] (0:13.76)	0:14.74 [10] (0:14.74)
Average Speed [km/h]	40.9	58.5	54.2	54.4	55.6	54.4	54.3	55.5	54.9	52.3	48.9
Top Speed [km/h]	58.8	60.4	54.6	55.4	56.2	55.0	55.7	56.7	55.9	53.9	50.6
Avg. Dist. to Rail [m]	9.1	2.1	0.6	1.5	2.0	1.5	1.6	3.7	7.1	9.2	9.8
Avg. Stride Freq. [Hz]	2.3	2.3	2.2	2.2	2.2	2.1	2.1	2.2	2.2	2.1	2.0
Avg. Stride Length [m]	6.2	7.0	6.9	6.9	7.2	7.1	7.1	6.9	7.0	6.9	6.7



Report Created: Sat 25 May 2024 11:58:34 GMT+10 (Note: Timing is based on positional data)

- [ ] Ranking at each section and finish
- :-:- No data available at this section
- NA No data available

Horse/Jockey Name	BRIAN LAMONT/Doni Prastiyou
Finish Rank	11
Fastest Section Time (Section)	0:12.90 (L1200)
Top Speed [km/h] (Section)	58.1 (Overall)
Race State	Finished



Pukekohe Park - Professional

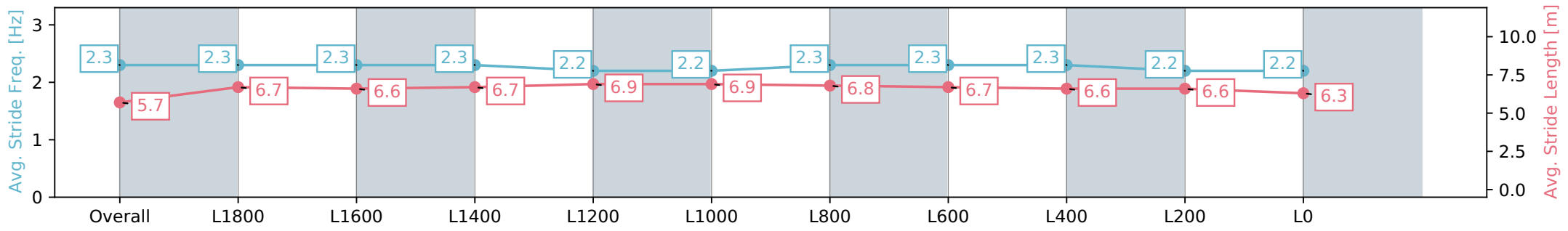
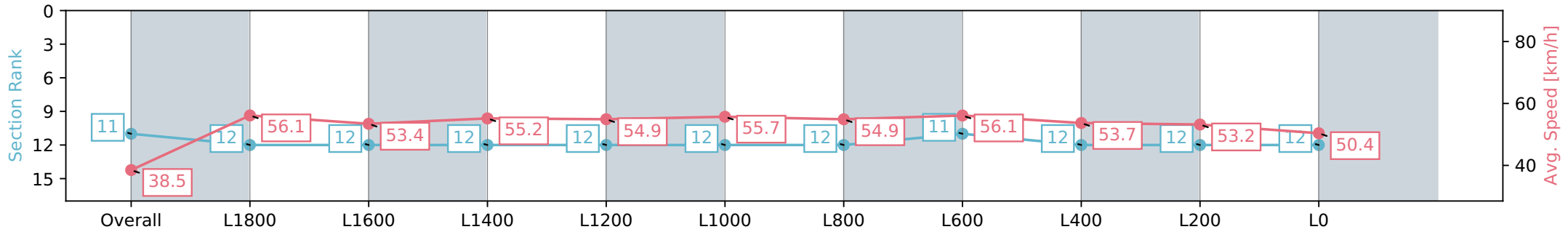
Race 5: TAB NZ 2100 - 2100m

25 May 2024 - 1:39PM



Track Rating: Heavy 10, Weather: Raining, Rail Position: True

Section	Overall	L1800	L1600	L1400	L1200	L1000	L800	L600	L400	L200	L0
Section Times	2:22.62 [11] (0:09.40)	2:13.22 [12] (0:12.92)	2:00.30 [12] (0:13.41)	1:46.89 [12] (0:13.06)	1:33.83 [12] (0:13.12)	1:20.71 [12] (0:12.90)	1:07.81 [12] (0:13.23)	0:54.58 [11] (0:13.15)	0:41.43 [12] (0:13.62)	0:27.81 [12] (0:13.54)	0:14.27 [12] (0:14.27)
Average Speed [km/h]	38.5	56.1	53.4	55.2	54.9	55.7	54.9	56.1	53.7	53.2	50.4
Top Speed [km/h]	55.0	58.1	55.0	56.8	56.7	57.4	56.1	56.7	54.4	53.7	52.1
Avg. Dist. to Rail [m]	10.1	2.8	0.6	0.7	1.1	1.3	1.6	3.8	3.9	6.2	5.5
Avg. Stride Freq. [Hz]	2.3	2.3	2.3	2.3	2.2	2.2	2.3	2.3	2.3	2.2	2.2
Avg. Stride Length [m]	5.7	6.7	6.6	6.7	6.9	6.9	6.8	6.7	6.6	6.6	6.3



Report Created: Sat 25 May 2024 11:58:39 GMT+10 (Note: Timing is based on positional data)

- [ ] Ranking at each section and finish
- :-:- No data available at this section
- NA No data available



Horse/Jockey Name	CHARRED/Craig Grylls
Finish Rank	12
Fastest Section Time (Section)	0:12.78 (L2000)
Top Speed [km/h] (Section)	58.2 (Overall)
Race State	Finished

AUCKLAND  
THOROUGHBRED  
SINCE RACING 1864

Pukekohe Park - Professional

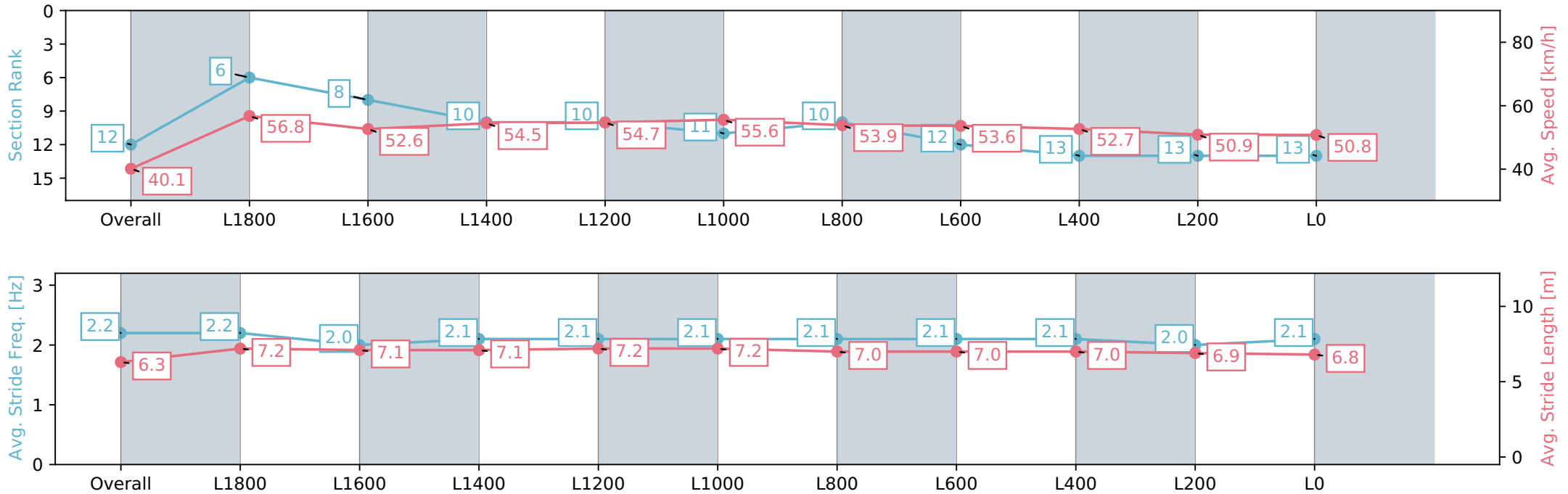
Race 5: TAB NZ 2100 - 2100m

25 May 2024 - 1:39PM

PUKEKOHE  
PARK

Track Rating: Heavy 10, Weather: Raining, Rail Position: True

Section	Overall	L1800	L1600	L1400	L1200	L1000	L800	L600	L400	L200	L0
Section Times	2:23.77 [12] (0:08.96)	2:14.81 [6] (0:12.78)	2:02.03 [8] (0:13.62)	1:48.41 [10] (0:13.22)	1:35.19 [10] (0:13.13)	1:22.06 [11] (0:12.98)	1:09.08 [10] (0:13.37)	0:55.71 [12] (0:13.56)	0:42.15 [13] (0:13.85)	0:28.30 [13] (0:14.12)	0:14.18 [13] (0:14.18)
Average Speed [km/h]	40.1	56.8	52.6	54.5	54.7	55.6	53.9	53.6	52.7	50.9	50.8
Top Speed [km/h]	56.0	58.2	54.7	55.6	55.6	56.3	54.6	54.3	53.6	52.3	52.1
Avg. Dist. to Rail [m]	4.7	2.2	0.8	0.4	0.1	0.2	0.4	1.4	4.2	10.1	10.3
Avg. Stride Freq. [Hz]	2.2	2.2	2.0	2.1	2.1	2.1	2.1	2.1	2.1	2.0	2.1
Avg. Stride Length [m]	6.3	7.2	7.1	7.1	7.2	7.2	7.0	7.0	7.0	6.9	6.8



Report Created: Sat 25 May 2024 11:58:43 GMT+10 (Note: Timing is based on positional data)

- [ ] Ranking at each section and finish
- :-:- No data available at this section
- NA No data available



Horse/Jockey Name	TAWI/Jasmine Fawcett
Finish Rank	13
Fastest Section Time (Section)	0:12.43 (L2000)
Top Speed [km/h] (Section)	60.3 (Overall)
Race State	Finished

AUCKLAND  
THOROUGHBRED  
SINCE RACING 1864

Pukekohe Park - Professional

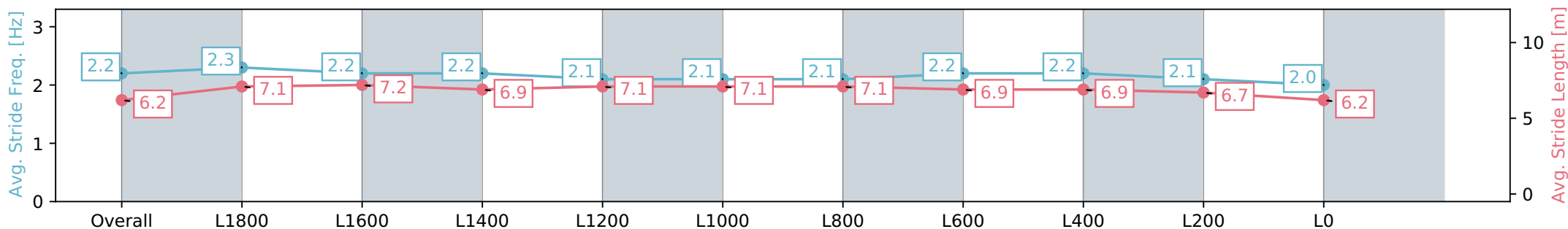
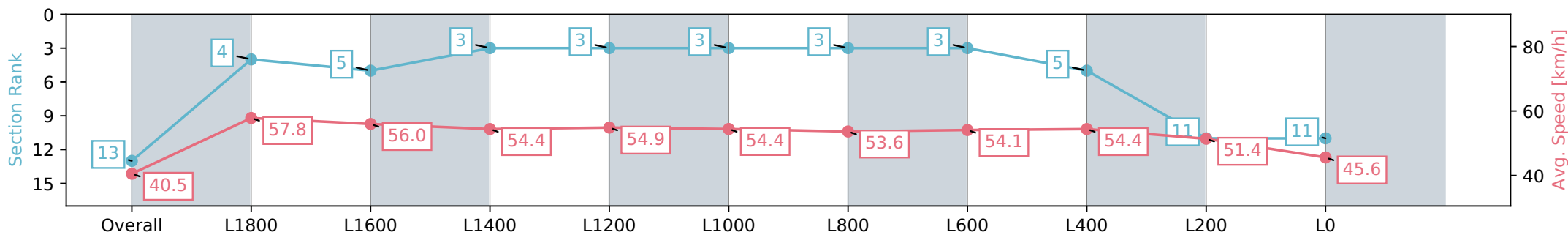
Race 5: TAB NZ 2100 - 2100m

25 May 2024 - 1:39PM

PUKEKOHE  
PARK

Track Rating: Heavy 10, Weather: Raining, Rail Position: True

Section	Overall	L1800	L1600	L1400	L1200	L1000	L800	L600	L400	L200	L0
Section Times	2:23.84 [13] (0:08.91)	2:14.93 [4] (0:12.43)	2:02.50 [5] (0:12.77)	1:49.73 [3] (0:13.20)	1:36.53 [3] (0:13.11)	1:23.42 [3] (0:13.24)	1:10.18 [3] (0:13.43)	0:56.75 [3] (0:13.46)	0:43.29 [5] (0:13.52)	0:29.77 [11] (0:14.00)	0:15.77 [11] (0:15.77)
Average Speed [km/h]	40.5	57.8	56.0	54.4	54.9	54.4	53.6	54.1	54.4	51.4	45.6
Top Speed [km/h]	58.9	60.3	57.5	55.6	55.5	55.0	54.6	55.3	55.2	53.9	47.2
Avg. Dist. to Rail [m]	5.1	1.5	1.6	0.5	0.2	0.2	0.5	2.3	4.9	6.0	6.3
Avg. Stride Freq. [Hz]	2.2	2.3	2.2	2.2	2.1	2.1	2.1	2.2	2.2	2.1	2.0
Avg. Stride Length [m]	6.2	7.1	7.2	6.9	7.1	7.1	7.1	6.9	6.9	6.7	6.2



Report Created: Sat 25 May 2024 11:58:48 GMT+10 (Note: Timing is based on positional data)

Page 17/18

- [ ] Ranking at each section and finish
- :-:- No data available at this section
- NA No data available

Horse/Jockey Name	RODOLFO/Ace Lawson-Carroll
Finish Rank	14
Fastest Section Time (Section)	0:12.88 (L2000)
Top Speed [km/h] (Section)	56.8 (L1400)
Race State	Finished

AUCKLAND  
THOROUGHBRED  
SINCE RACING 1864

Pukekohe Park - Professional

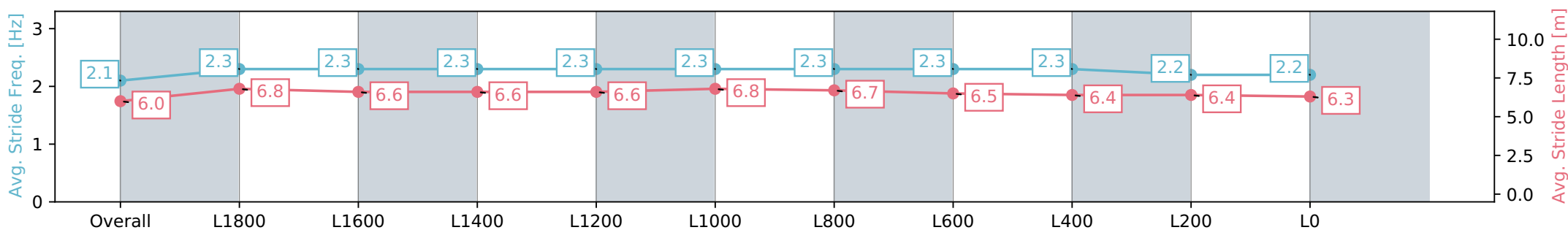
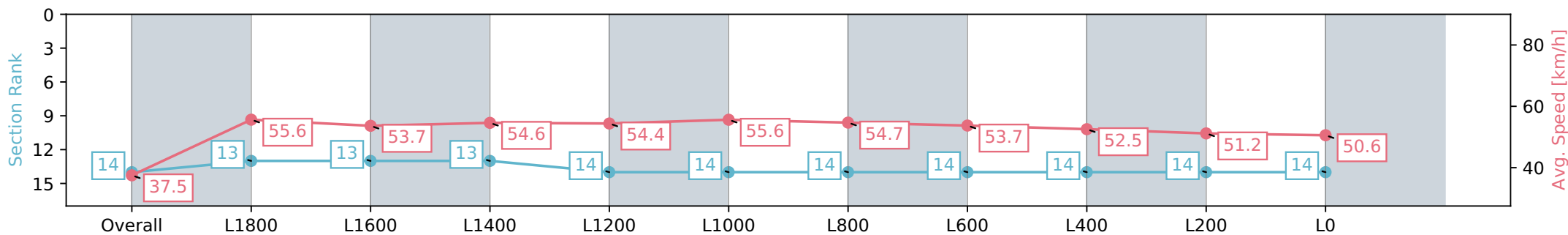
Race 5: TAB NZ 2100 - 2100m

25 May 2024 - 1:39PM

PUKEKOHE  
PARK

Track Rating: Heavy 10, Weather: Raining, Rail Position: True

Section	Overall	L1800	L1600	L1400	L1200	L1000	L800	L600	L400	L200	L0
Section Times	2:23.89 [14] (0:09.56)	2:14.33 [13] (0:12.88)	2:01.45 [13] (0:13.33)	1:48.12 [13] (0:13.21)	1:34.91 [14] (0:13.22)	1:21.69 [14] (0:12.92)	1:08.77 [14] (0:13.22)	0:55.55 [14] (0:13.49)	0:42.06 [14] (0:13.77)	0:28.29 [14] (0:14.09)	0:14.20 [14] (0:14.20)
Average Speed [km/h]	37.5	55.6	53.7	54.6	54.4	55.6	54.7	53.7	52.5	51.2	50.6
Top Speed [km/h]	55.6	56.8	55.0	55.8	56.2	56.8	55.1	55.1	53.7	52.7	51.5
Avg. Dist. to Rail [m]	5.2	1.4	1.3	0.6	0.3	0.2	0.5	1.1	2.3	7.3	7.6
Avg. Stride Freq. [Hz]	2.1	2.3	2.3	2.3	2.3	2.3	2.3	2.3	2.3	2.2	2.2
Avg. Stride Length [m]	6.0	6.8	6.6	6.6	6.6	6.8	6.7	6.5	6.4	6.4	6.3



Report Created: Sat 25 May 2024 11:58:52 GMT+10 (Note: Timing is based on positional data)

Page 18/18

[ ] Ranking at each section and finish

-:-:- No data available at this section

NA No data available