

Track Rating: Heavy 10, Weather: Raining, Rail Position: True

Section Field Times							Overall	L1200	L1000	L800	L600	L400		
							1:27.87 (0:13.79)	1:14.09 (0:11.92)	1:02.17 (0:12.47)	0:49.70 (0:12.84)	0:36.86 (0:12.22)	0:24.64 (0:12.02)		
Position	#	Horse/Jockey	Barrier	Top Speed [km/h]	Fastest Section	First 400m							Distance Travelled From Winner [m]	
1	3	ME LIBEREZ Triston Moodley	11	63.3 600-400	0:11.83 400-200	0:26.03	1:27.87 (0:13.78)	1:14.09 [1] (0:12.25)	1:01.84 [3] (0:12.39)	0:49.45 [4] (0:12.87)	0:36.58 [4] (0:12.16)	0:24.42 [3] (0:11.83)		
2	4	MI AMIGO Ngakau Hailey	5	65.0 600-400	0:11.64 400-200	0:26.37	1:27.92 (0:13.99)	1:13.93 [6] (0:12.38)	1:01.55 [8] (0:12.30)	0:49.25 [7] (0:12.93)	0:36.32 [8] (0:12.10)	0:24.22 [8] (0:11.64)	+4	
3	1	BARONET Tayla Melvin	4	62.6 800-600	0:11.91 400-200	0:25.97	1:27.95 (0:13.79)	1:14.16 [2] (0:12.18)	1:01.98 [2] (0:12.25)	0:49.73 [2] (0:12.97)	0:36.76 [2] (0:12.15)	0:24.61 [2] (0:11.91)	-2	
4	16	MIGHTY BRIGHT Ace Lawson-Carroll	2	63.1 800-600	0:11.88 400-200	0:26.47	1:28.33 (0:14.08)	1:14.25 [8] (0:12.39)	1:01.86 [9] (0:12.32)	0:49.54 [9] (0:12.76)	0:36.78 [7] (0:11.98)	0:24.80 [5] (0:11.88)	+0	
5	11	THREE NINETY James Doyle	6	63.5 600-400	0:11.66 400-200	0:26.89	1:28.44 (0:14.54)	1:13.90 [13] (0:12.35)	1:01.55 [14] (0:12.30)	0:49.25 [14] (0:12.75)	0:36.50 [14] (0:12.10)	0:24.40 [13] (0:11.66)	+8	
6	13	OUR JASMINE Kelly Myers	13	63.4 800-600	0:11.95 400-200	0:26.06	1:28.48 (0:13.88)	1:14.60 [4] (0:12.18)	1:02.42 [4] (0:12.27)	0:50.15 [3] (0:12.94)	0:37.21 [3] (0:12.21)	0:25.00 [4] (0:11.95)	+1	
7	10	KORO'S PRINCESS Jasmine Fawcett	12	64.0 600-400	0:11.76 400-200	0:26.60	1:28.61 (0:14.52)	1:14.09 [12] (0:12.08)	1:02.01 [11] (0:12.23)	0:49.78 [10] (0:12.93)	0:36.85 [11] (0:12.08)	0:24.77 [11] (0:11.76)	+14	
8	6	FLIGHT PLAN Wiremu Pinn	15	64.2 600-400	0:11.87 400-200	0:26.64	1:28.81 (0:14.28)	1:14.53 [9] (0:12.36)	1:02.17 [12] (0:12.28)	0:49.88 [11] (0:12.90)	0:36.98 [13] (0:12.02)	0:24.96 [12] (0:11.87)	+2	
9	8	GRAND CRU Vincent Colgan	3	62.3 600-400	0:11.92 400-200	0:26.24	1:28.83 (0:13.88)	1:14.95 [3] (0:12.36)	1:02.59 [6] (0:12.37)	0:50.22 [6] (0:12.83)	0:37.39 [6] (0:12.19)	0:25.20 [6] (0:11.92)	+2	
10	5	ANNA TAIT Craig Grylls	7	62.9 800-600	0:11.94 400-200	0:26.78	1:28.87 (0:14.73)	1:14.14 [14] (0:12.05)	1:02.09 [13] (0:12.28)	0:49.80 [13] (0:12.66)	0:37.14 [10] (0:12.05)	0:25.09 [9] (0:11.94)	+12	

Scratched: Shockatillatop (#7), Incanto Gold (#12), Working Class Man (#17)

Track Rating: Heavy 10, Weather: Raining, Rail Position: True

Section Field Times							Overall	L1200	L1000	L800	L600	L400		
							1:27.87 (0:13.79)	1:14.09 (0:11.92)	1:02.17 (0:12.47)	0:49.70 (0:12.84)	0:36.86 (0:12.22)	0:24.64 (0:12.02)		
Position	#	Horse/Jockey	Barrier	Top Speed [km/h]	Fastest Section	First 400m								Distance Travelled From Winner [m]
11	9	IRRIGATE Maria Sanson	1	61.2 1400-1200	0:12.19 400-200	0:26.33	1:28.93 (0:14.04)	1:14.89 [7] (0:12.28)	1:02.60 [7] (0:12.38)	0:50.22 [8] (0:12.91)	0:37.31 [9] (0:12.20)	0:25.11 [10] (0:12.19)		-2
12	14	TOP CARD Niranjan Parmar	14	62.0 1400-1200	0:11.88 1200-1000	0:26.22	1:29.22 (0:14.34)	1:14.88 [11] (0:11.88)	1:03.00 [5] (0:12.30)	0:50.70 [5] (0:12.91)	0:37.79 [5] (0:12.27)	0:25.52 [7] (0:12.21)		+7
13	15	MORE TO BE WRITTEN Samantha Spratt	10	61.2 600-400	0:12.27 400-200	0:26.60	1:29.85 (0:14.31)	1:15.54 [10] (0:12.28)	1:03.25 [10] (0:12.42)	0:50.83 [12] (0:12.78)	0:38.05 [12] (0:12.28)	0:25.76 [14] (0:12.27)		-4
14	2	KEY LARGO Michael McNab	16	62.7 1400-1200	0:11.75 1200-1000	0:25.70	1:30.65 (0:13.95)	1:16.70 [5] (0:11.75)	1:04.95 [1] (0:12.47)	0:52.48 [1] (0:12.84)	0:39.64 [1] (0:12.22)	0:27.42 [1] (0:12.36)		+1

Scratched: Shockatillatap (#7), Incanto Gold (#12), Working Class Man (#17)

Track Rating: Heavy 10, Weather: Raining, Rail Position: True

Section											L200		
Field Times											0:12.62		
Position	#	Horse/Jockey	Barrier	Top Speed [km/h]	Fastest Section	First 400m		Margin					Distance Travelled From Winner [m]
1	3	ME LIBEREZ Triston Moodley	11	63.3 600-400	0:11.83 400-200	0:26.03	0:12.59 [2] (0:12.59)	1:27.87					
2	4	MI AMIGO Ngakau Hailey	5	65.0 600-400	0:11.64 400-200	0:26.37	0:12.58 [3] (0:12.57)	0.3L					+4
3	1	BARONET Tayla Melvin	4	62.6 800-600	0:11.91 400-200	0:25.97	0:12.70 [1] (0:12.70)	0.5L					-2
4	16	MIGHTY BRIGHT Ace Lawson-Carroll	2	63.1 800-600	0:11.88 400-200	0:26.47	0:12.92 [4] (0:12.92)	2.8L					+0
5	11	THREE NINETY James Doyle	6	63.5 600-400	0:11.66 400-200	0:26.89	0:12.74 [9] (0:12.74)	3.3L					+8
6	13	OUR JASMINE Kelly Myers	13	63.4 800-600	0:11.95 400-200	0:26.06	0:13.05 [5] (0:13.05)	3.5L					+1
7	10	KORO'S PRINCESS Jasmine Fawcett	12	64.0 600-400	0:11.76 400-200	0:26.60	0:13.01 [8] (0:13.01)	4.3L					+14
8	6	FLIGHT PLAN Wiremu Pinn	15	64.2 600-400	0:11.87 400-200	0:26.64	0:13.09 [10] (0:13.09)	5.3L					+2
9	8	GRAND CRU Vincent Colgan	3	62.3 600-400	0:11.92 400-200	0:26.24	0:13.28 [6] (0:13.28)	5.5L					+2
10	5	ANNA TAIT Craig Grylls	7	62.9 800-600	0:11.94 400-200	0:26.78	0:13.15 [10] (0:13.15)	5.8L					+12

Scratched: Shockatillatop (#7), Incanto Gold (#12), Working Class Man (#17)

- [] Position in running at each section and finish # Saddle cloth number
- :-:- No data available at this section DNF Did not finish
- NA No data available DNT Did not track
- █ Background shading for fastest section

Track Rating: Heavy 10, Weather: Raining, Rail Position: True

Section
Field Times

L200
0:12.62
(0:12.62)

Position	#	Horse/Jockey	Barrier	Top Speed [km/h]	Fastest Section	First 400m	Margin							Distance Travelled From Winner [m]
11	9	IRRIGATE Maria Sanson	1	61.2 1400-1200	0:12.19 400-200	0:26.33	0:12.92 [13] (0:12.92)	6.0L						-2
12	14	TOP CARD Niranjan Parmar	14	62.0 1400-1200	0:11.88 1200-1000	0:26.22	0:13.31 [12] (0:13.31)	7.5L						+7
13	15	MORE TO BE WRITTEN Samantha Spratt	10	61.2 600-400	0:12.27 400-200	0:26.60	0:13.49 [14] (0:13.49)	11.0L						-4
14	2	KEY LARGO Michael McNab	16	62.7 1400-1200	0:11.75 1200-1000	0:25.70	0:15.06 [7] (0:15.06)	15.5L						+1

Scratched: Shockatillatap (#7), Incanto Gold (#12), Working Class Man (#17)

- [] Position in running at each section and finish # Saddle cloth number
- :-:- No data available at this section DNF Did not finish
- NA No data available DNT Did not track
- █ Background shading for fastest section

Horse/Jockey Name	ME LIBEREZ/Triston Moodley
Finish Rank	1
Fastest Section Time (Section)	0:11.83 (L400)
Top Speed [km/h] (Section)	63.3 (L600)
Race State	Finished

AUCKLAND
THOROUGHBRED
SINCE RACING 1864

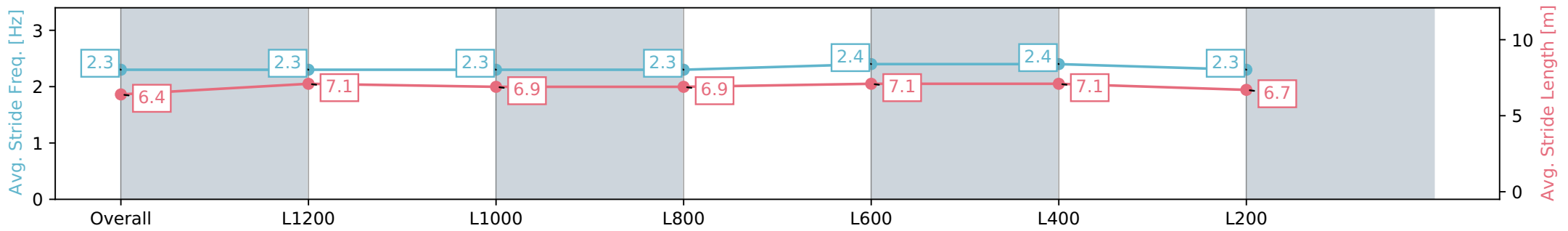
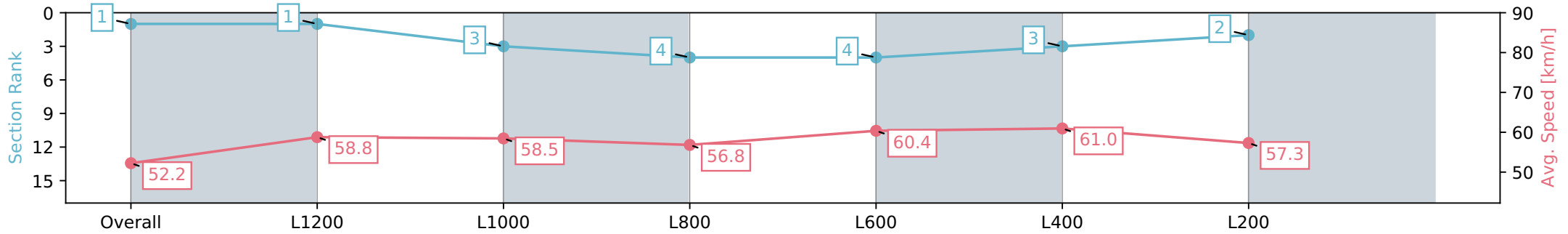
Pukekohe Park - Professional
Race 4: ELLERSLIE EVENTS 1400 - 1400m

PUKEKOHE
PARK

25 May 2024 - 1:04PM

Track Rating: Heavy 10, Weather: Raining, Rail Position: True

Section	Overall	L1200	L1000	L800	L600	L400	L200
Section Times	1:27.87 [1] (0:13.78)	1:14.09 [1] (0:12.25)	1:01.84 [3] (0:12.39)	0:49.45 [4] (0:12.87)	0:36.58 [4] (0:12.16)	0:24.42 [3] (0:11.83)	0:12.59 [2] (0:12.59)
Average Speed [km/h]	52.2	58.8	58.5	56.8	60.4	61.0	57.3
Top Speed [km/h]	61.1	59.6	58.9	57.6	62.9	63.3	59.2
Avg. Dist. to Rail [m]	5.6	1.3	0.9	2.8	5.6	6.0	5.3
Avg. Stride Freq. [Hz]	2.3	2.3	2.3	2.3	2.4	2.4	2.3
Avg. Stride Length [m]	6.4	7.1	6.9	6.9	7.1	7.1	6.7



- [] Ranking at each section and finish
- :-:- No data available at this section
- NA No data available

Horse/Jockey Name	MI AMIGO/Ngakau Hailey
Finish Rank	2
Fastest Section Time (Section)	0:11.64 (L400)
Top Speed [km/h] (Section)	65.0 (L600)
Race State	Finished



Pukekohe Park - Professional

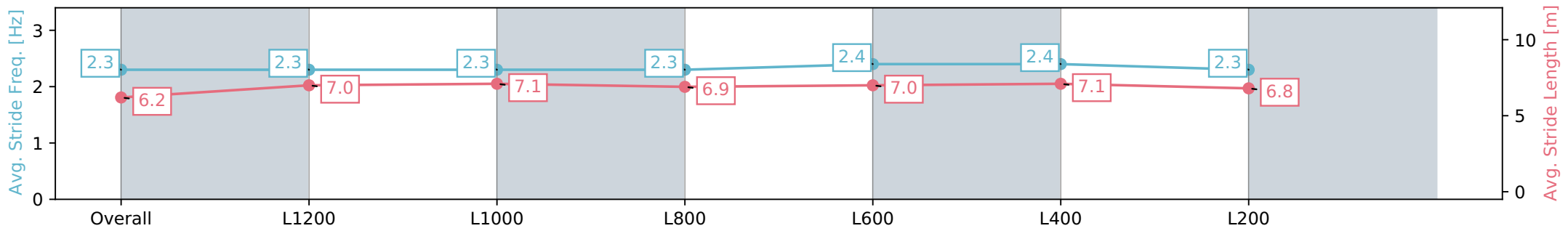
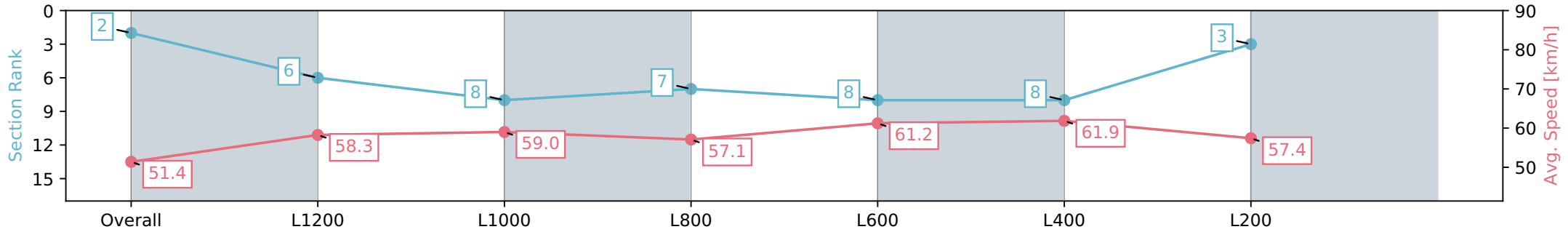
Race 4: ELLERSLIE EVENTS 1400 - 1400m

25 May 2024 - 1:04PM



Track Rating: Heavy 10, Weather: Raining, Rail Position: True

Section	Overall	L1200	L1000	L800	L600	L400	L200
Section Times	1:27.92 [2] (0:13.99)	1:13.93 [6] (0:12.38)	1:01.55 [8] (0:12.30)	0:49.25 [7] (0:12.93)	0:36.32 [8] (0:12.10)	0:24.22 [8] (0:11.64)	0:12.58 [3] (0:12.57)
Average Speed [km/h]	51.4	58.3	59.0	57.1	61.2	61.9	57.4
Top Speed [km/h]	59.6	59.2	60.5	58.2	63.9	65.0	58.9
Avg. Dist. to Rail [m]	4.4	1.7	1.9	3.9	7.8	10.0	7.6
Avg. Stride Freq. [Hz]	2.3	2.3	2.3	2.3	2.4	2.4	2.3
Avg. Stride Length [m]	6.2	7.0	7.1	6.9	7.0	7.1	6.8



- [] Ranking at each section and finish
- :-:- No data available at this section
- NA No data available

Horse/Jockey Name	BARONET/Tayla Melvin
Finish Rank	3
Fastest Section Time (Section)	0:11.91 (L400)
Top Speed [km/h] (Section)	62.6 (L800)
Race State	Finished



Pukekohe Park - Professional

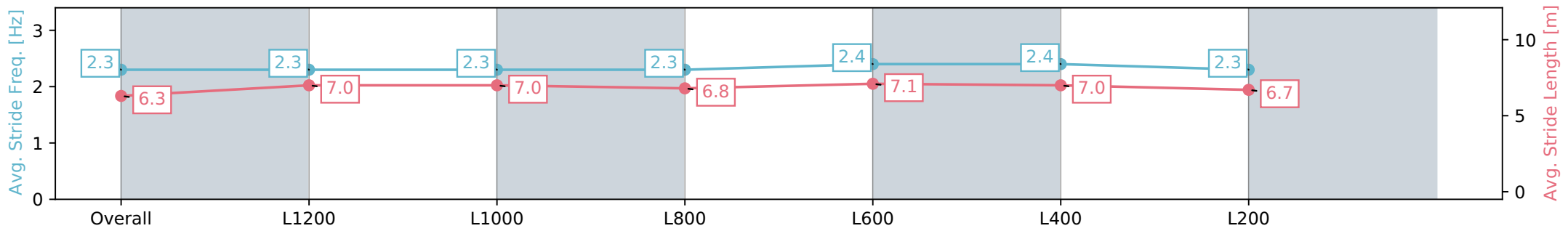
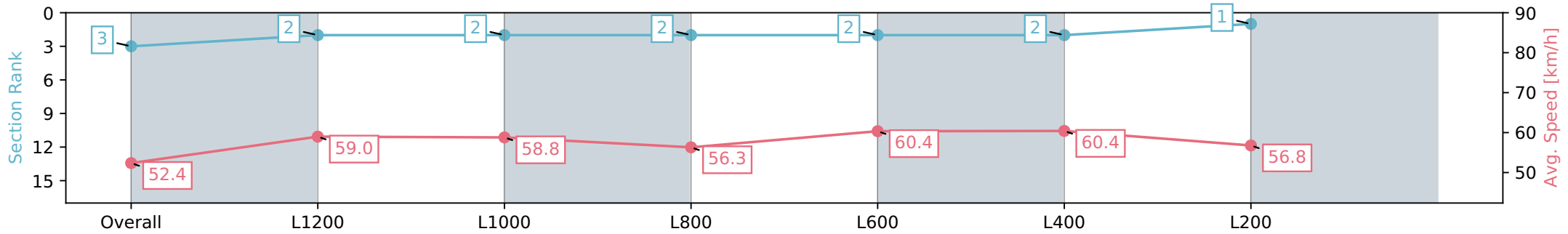
Race 4: ELLERSLIE EVENTS 1400 - 1400m

25 May 2024 - 1:04PM



Track Rating: Heavy 10, Weather: Raining, Rail Position: True

Section	Overall	L1200	L1000	L800	L600	L400	L200
Section Times	1:27.95 [3] (0:13.79)	1:14.16 [2] (0:12.18)	1:01.98 [2] (0:12.25)	0:49.73 [2] (0:12.97)	0:36.76 [2] (0:12.15)	0:24.61 [2] (0:11.91)	0:12.70 [1] (0:12.70)
Average Speed [km/h]	52.4	59.0	58.8	56.3	60.4	60.4	56.8
Top Speed [km/h]	60.3	60.3	60.3	57.6	62.6	62.5	58.7
Avg. Dist. to Rail [m]	3.6	0.6	0.7	3.0	3.9	4.7	3.6
Avg. Stride Freq. [Hz]	2.3	2.3	2.3	2.3	2.4	2.4	2.3
Avg. Stride Length [m]	6.3	7.0	7.0	6.8	7.1	7.0	6.7



- [] Ranking at each section and finish
- :-:- No data available at this section
- NA No data available

Horse/Jockey Name	MIGHTY BRIGHT/Ace Lawson-Carroll
Finish Rank	4
Fastest Section Time (Section)	0:11.88 (L400)
Top Speed [km/h] (Section)	63.1 (L800)
Race State	Finished



Pukekohe Park - Professional

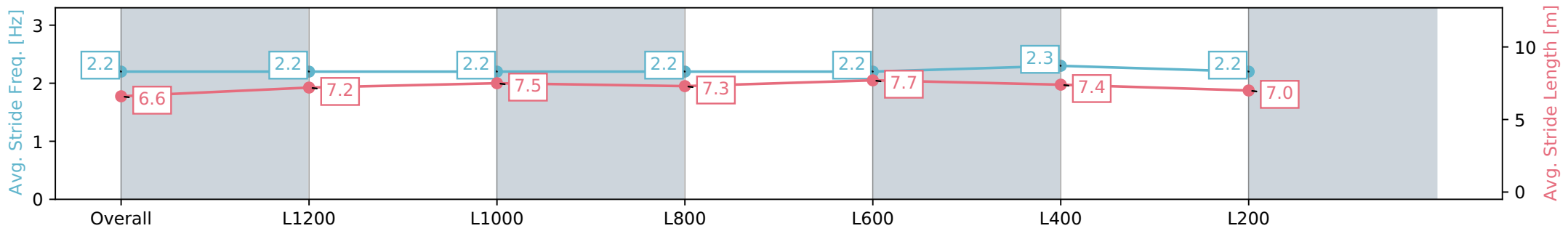
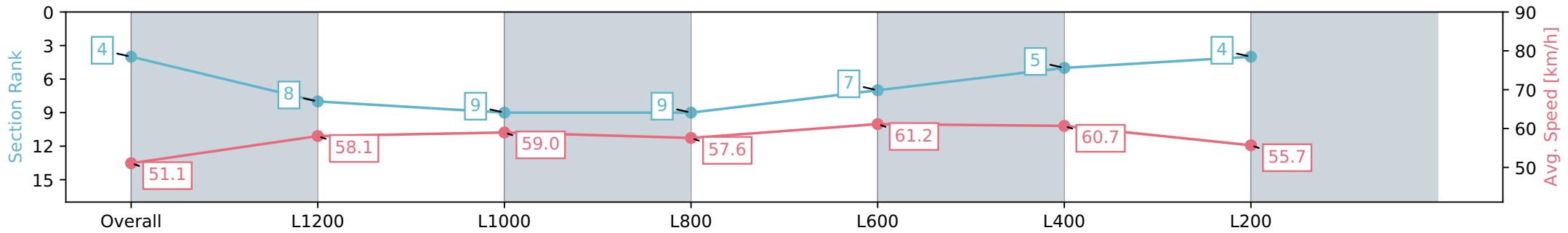
Race 4: ELLERSLIE EVENTS 1400 - 1400m

25 May 2024 - 1:04PM



Track Rating: Heavy 10, Weather: Raining, Rail Position: True

Section	Overall	L1200	L1000	L800	L600	L400	L200
Section Times	1:28.33 [4] (0:14.08)	1:14.25 [8] (0:12.39)	1:01.86 [9] (0:12.32)	0:49.54 [9] (0:12.76)	0:36.78 [7] (0:11.98)	0:24.80 [5] (0:11.88)	0:12.92 [4] (0:12.92)
Average Speed [km/h]	51.1	58.1	59.0	57.6	61.2	60.7	55.7
Top Speed [km/h]	59.2	59.1	59.8	58.9	63.1	63.0	57.8
Avg. Dist. to Rail [m]	1.7	0.8	1.4	3.1	4.3	4.1	3.7
Avg. Stride Freq. [Hz]	2.2	2.2	2.2	2.2	2.2	2.3	2.2
Avg. Stride Length [m]	6.6	7.2	7.5	7.3	7.7	7.4	7.0



- [] Ranking at each section and finish
- :-:- No data available at this section
- NA No data available

Horse/Jockey Name	THREE NINETY/James Doyle
Finish Rank	5
Fastest Section Time (Section)	0:11.66 (L400)
Top Speed [km/h] (Section)	63.5 (L600)
Race State	Finished



Pukekohe Park - Professional

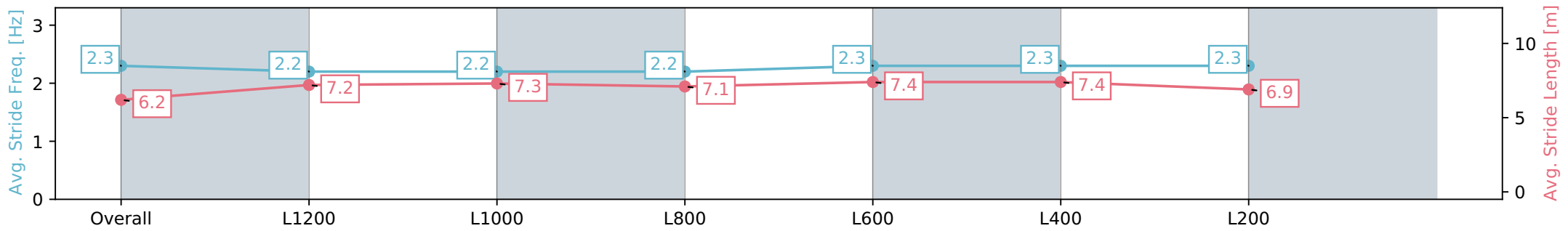
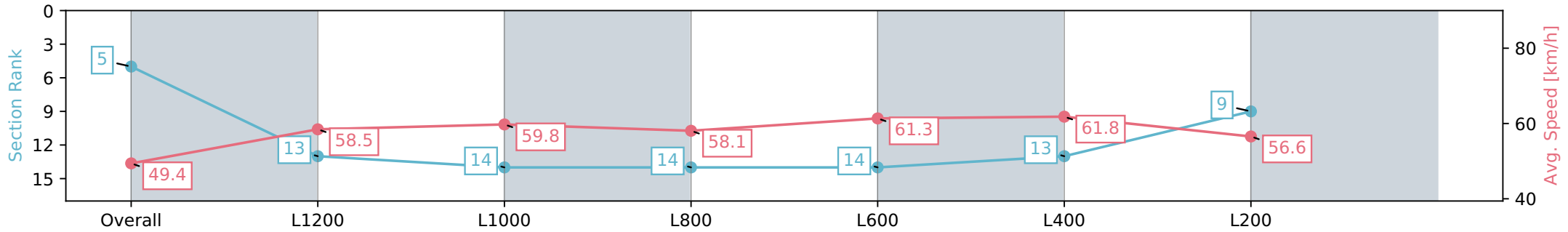
Race 4: ELLERSLIE EVENTS 1400 - 1400m

25 May 2024 - 1:04PM



Track Rating: Heavy 10, Weather: Raining, Rail Position: True

Section	Overall	L1200	L1000	L800	L600	L400	L200
Section Times	1:28.44 [5] (0:14.54)	1:13.90 [13] (0:12.35)	1:01.55 [14] (0:12.30)	0:49.25 [14] (0:12.75)	0:36.50 [14] (0:12.10)	0:24.40 [13] (0:11.66)	0:12.74 [9] (0:12.74)
Average Speed [km/h]	49.4	58.5	59.8	58.1	61.3	61.8	56.6
Top Speed [km/h]	60.2	59.4	60.7	59.5	63.5	63.5	58.6
Avg. Dist. to Rail [m]	4.1	2.1	3.6	4.8	9.0	12.0	10.3
Avg. Stride Freq. [Hz]	2.3	2.2	2.2	2.2	2.3	2.3	2.3
Avg. Stride Length [m]	6.2	7.2	7.3	7.1	7.4	7.4	6.9



- [] Ranking at each section and finish
- :-:- No data available at this section
- NA No data available

Horse/Jockey Name	OUR JASMINE/Kelly Myers
Finish Rank	6
Fastest Section Time (Section)	0:11.95 (L400)
Top Speed [km/h] (Section)	63.4 (L800)
Race State	Finished

AUCKLAND
THOROUGHBRED
SINCE RACING 1864

Pukekohe Park - Professional

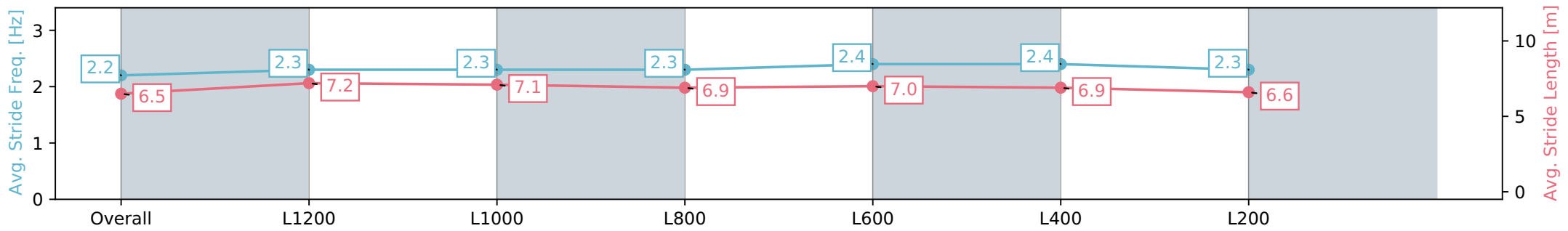
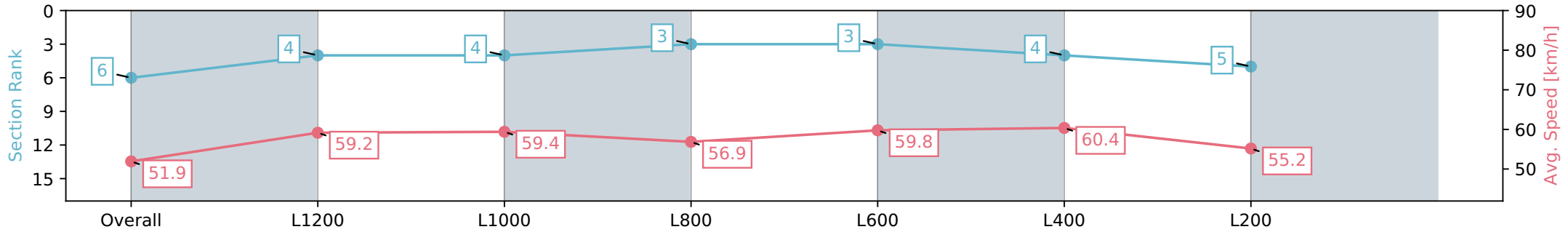
Race 4: ELLERSLIE EVENTS 1400 - 1400m

25 May 2024 - 1:04PM

PUKEKOHE
PARK

Track Rating: Heavy 10, Weather: Raining, Rail Position: True

Section	Overall	L1200	L1000	L800	L600	L400	L200
Section Times	1:28.48 [6] (0:13.88)	1:14.60 [4] (0:12.18)	1:02.42 [4] (0:12.27)	0:50.15 [3] (0:12.94)	0:37.21 [3] (0:12.21)	0:25.00 [4] (0:11.95)	0:13.05 [5] (0:13.05)
Average Speed [km/h]	51.9	59.2	59.4	56.9	59.8	60.4	55.2
Top Speed [km/h]	59.7	59.9	60.8	58.1	63.4	62.5	58.3
Avg. Dist. to Rail [m]	7.9	2.5	2.1	3.6	4.3	6.7	5.7
Avg. Stride Freq. [Hz]	2.2	2.3	2.3	2.3	2.4	2.4	2.3
Avg. Stride Length [m]	6.5	7.2	7.1	6.9	7.0	6.9	6.6



- [] Ranking at each section and finish
- :-:- No data available at this section
- NA No data available

Horse/Jockey Name	KORO'S PRINCESS/Jasmine Fawcett
Finish Rank	7
Fastest Section Time (Section)	0:11.76 (L400)
Top Speed [km/h] (Section)	64.0 (L600)
Race State	Finished

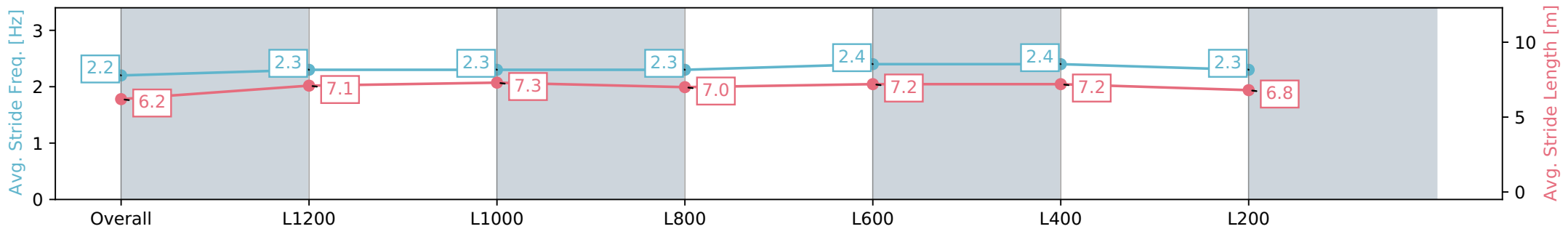
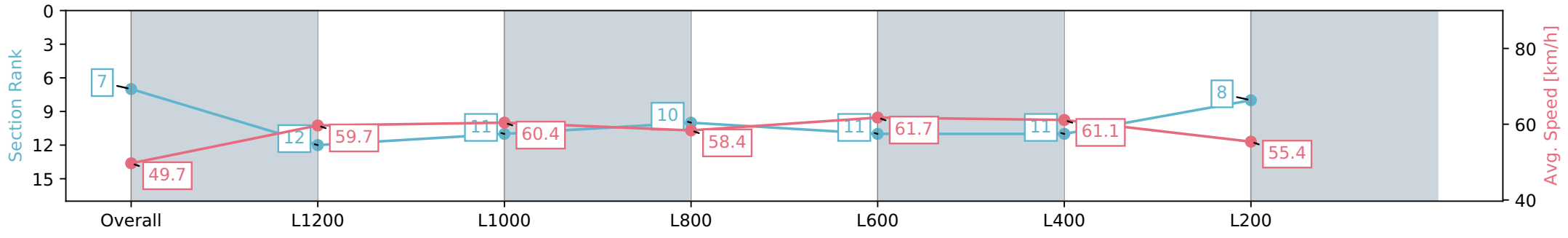


Pukekohe Park - Professional
 Race 4: ELLERSLIE EVENTS 1400 - 1400m
 25 May 2024 - 1:04PM



Track Rating: Heavy 10, Weather: Raining, Rail Position: True

Section	Overall	L1200	L1000	L800	L600	L400	L200
Section Times	1:28.61 [7] (0:14.52)	1:14.09 [12] (0:12.08)	1:02.01 [11] (0:12.23)	0:49.78 [10] (0:12.93)	0:36.85 [11] (0:12.08)	0:24.77 [11] (0:11.76)	0:13.01 [8] (0:13.01)
Average Speed [km/h]	49.7	59.7	60.4	58.4	61.7	61.1	55.4
Top Speed [km/h]	60.2	60.8	60.9	60.3	64.0	64.0	58.0
Avg. Dist. to Rail [m]	6.9	3.0	4.7	7.8	9.5	12.8	12.1
Avg. Stride Freq. [Hz]	2.2	2.3	2.3	2.3	2.4	2.4	2.3
Avg. Stride Length [m]	6.2	7.1	7.3	7.0	7.2	7.2	6.8



- [] Ranking at each section and finish
- :-:- No data available at this section
- NA No data available

Horse/Jockey Name	FLIGHT PLAN/Wiremu Pinn
Finish Rank	8
Fastest Section Time (Section)	0:11.87 (L400)
Top Speed [km/h] (Section)	64.2 (L600)
Race State	Finished

AUCKLAND
THOROUGHBRED
SINCE RACING 1864

Pukekohe Park - Professional

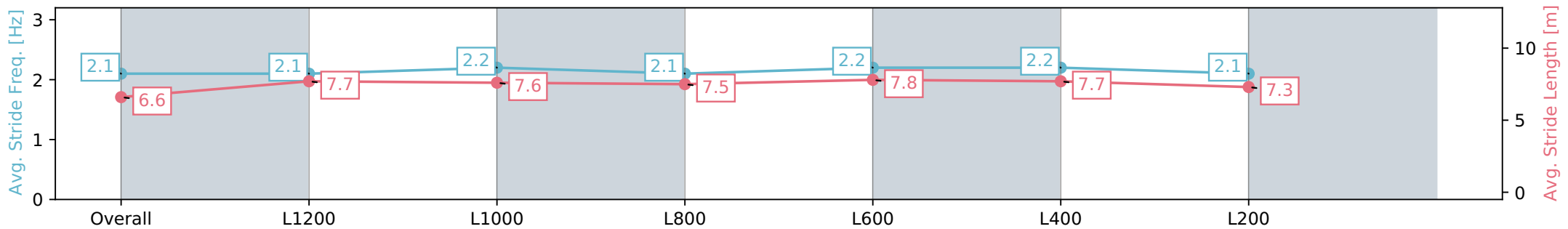
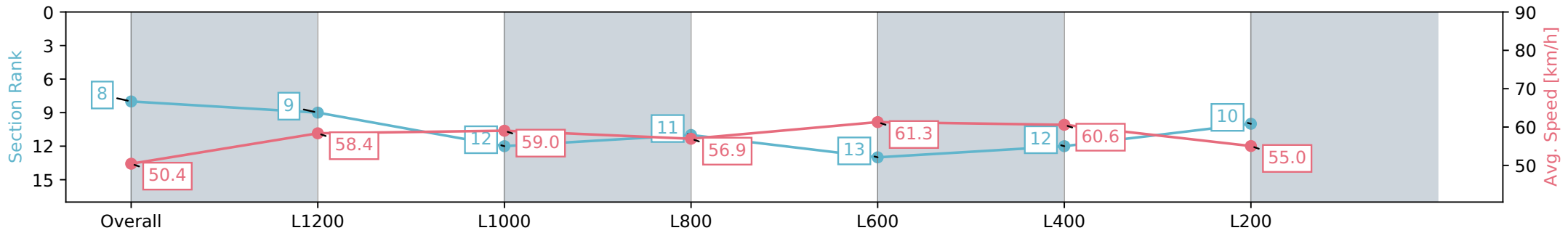
Race 4: ELLERSLIE EVENTS 1400 - 1400m

25 May 2024 - 1:04PM

PUKEKOHE
PARK

Track Rating: Heavy 10, Weather: Raining, Rail Position: True

Section	Overall	L1200	L1000	L800	L600	L400	L200
Section Times	1:28.81 [8] (0:14.28)	1:14.53 [9] (0:12.36)	1:02.17 [12] (0:12.28)	0:49.88 [11] (0:12.90)	0:36.98 [13] (0:12.02)	0:24.96 [12] (0:11.87)	0:13.09 [10] (0:13.09)
Average Speed [km/h]	50.4	58.4	59.0	56.9	61.3	60.6	55.0
Top Speed [km/h]	58.9	59.4	59.7	59.0	63.1	64.2	56.8
Avg. Dist. to Rail [m]	8.4	1.5	1.3	3.7	6.1	8.3	7.4
Avg. Stride Freq. [Hz]	2.1	2.1	2.2	2.1	2.2	2.2	2.1
Avg. Stride Length [m]	6.6	7.7	7.6	7.5	7.8	7.7	7.3



- [] Ranking at each section and finish
- :-:- No data available at this section
- NA No data available

Horse/Jockey Name	GRAND CRU/Vincent Colgan
Finish Rank	9
Fastest Section Time (Section)	0:11.92 (L400)
Top Speed [km/h] (Section)	62.3 (L600)
Race State	Finished

AUCKLAND
THOROUGHBRED
SINCE RACING 1864

Pukekohe Park - Professional

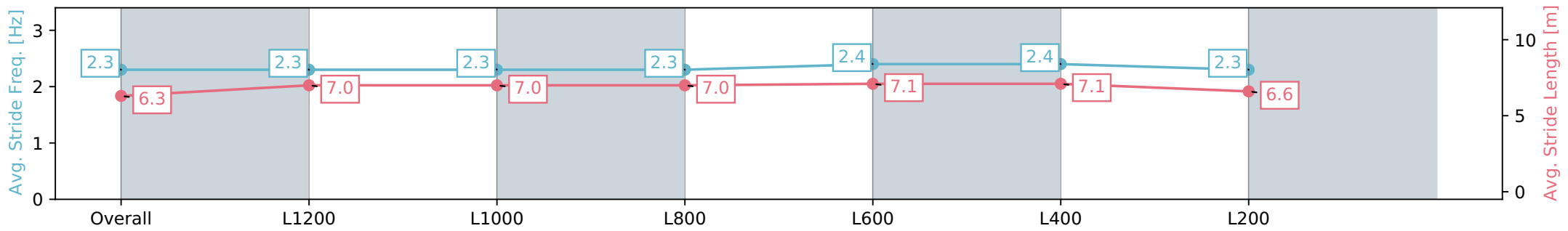
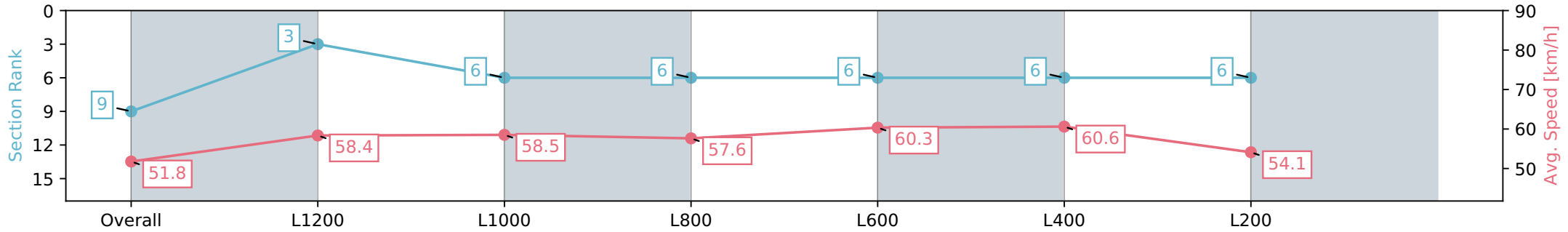
Race 4: ELLERSLIE EVENTS 1400 - 1400m

25 May 2024 - 1:04PM

PUKEKOHE
PARK

Track Rating: Heavy 10, Weather: Raining, Rail Position: True

Section	Overall	L1200	L1000	L800	L600	L400	L200
Section Times	1:28.83 [9] (0:13.88)	1:14.95 [3] (0:12.36)	1:02.59 [6] (0:12.37)	0:50.22 [6] (0:12.83)	0:37.39 [6] (0:12.19)	0:25.20 [6] (0:11.92)	0:13.28 [6] (0:13.28)
Average Speed [km/h]	51.8	58.4	58.5	57.6	60.3	60.6	54.1
Top Speed [km/h]	60.3	59.4	60.2	59.3	62.0	62.3	57.5
Avg. Dist. to Rail [m]	2.7	0.9	1.4	4.1	6.5	8.5	8.0
Avg. Stride Freq. [Hz]	2.3	2.3	2.3	2.3	2.4	2.4	2.3
Avg. Stride Length [m]	6.3	7.0	7.0	7.0	7.1	7.1	6.6



- [] Ranking at each section and finish
- :-:- No data available at this section
- NA No data available

Horse/Jockey Name	ANNA TAIT/Craig Grylls
Finish Rank	10
Fastest Section Time (Section)	0:11.94 (L400)
Top Speed [km/h] (Section)	62.9 (L800)
Race State	Finished



Pukekohe Park - Professional

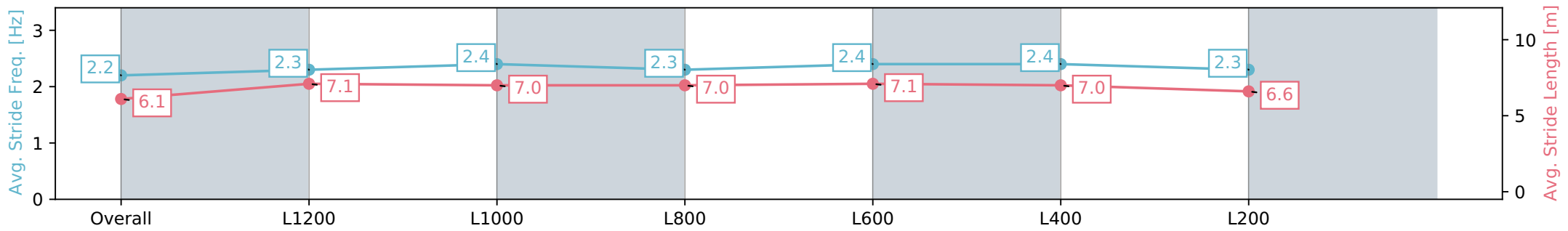
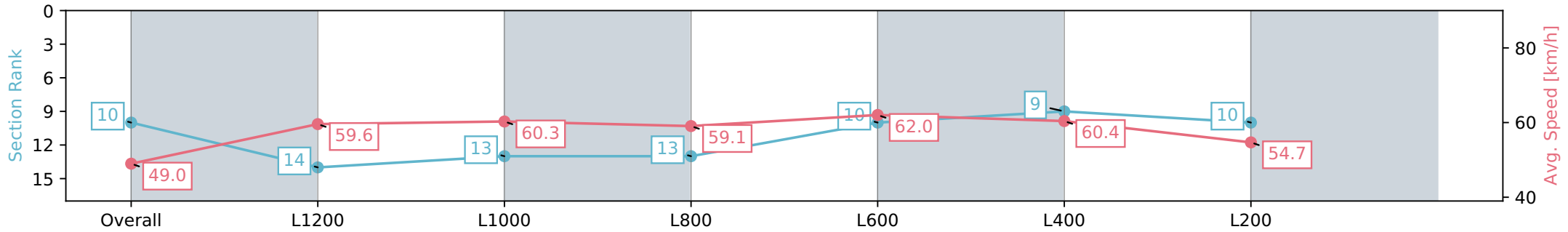
Race 4: ELLERSLIE EVENTS 1400 - 1400m

25 May 2024 - 1:04PM



Track Rating: Heavy 10, Weather: Raining, Rail Position: True

Section	Overall	L1200	L1000	L800	L600	L400	L200
Section Times	1:28.87 [10] (0:14.73)	1:14.14 [14] (0:12.05)	1:02.09 [13] (0:12.28)	0:49.80 [13] (0:12.66)	0:37.14 [10] (0:12.05)	0:25.09 [9] (0:11.94)	0:13.15 [10] (0:13.15)
Average Speed [km/h]	49.0	59.6	60.3	59.1	62.0	60.4	54.7
Top Speed [km/h]	60.6	60.8	60.7	60.5	62.9	62.8	57.3
Avg. Dist. to Rail [m]	6.8	5.0	5.1	6.3	10.4	15.3	14.0
Avg. Stride Freq. [Hz]	2.2	2.3	2.4	2.3	2.4	2.4	2.3
Avg. Stride Length [m]	6.1	7.1	7.0	7.0	7.1	7.0	6.6



- [] Ranking at each section and finish
- :-:- No data available at this section
- NA No data available

Horse/Jockey Name	IRRIGATE/Maria Sanson
Finish Rank	11
Fastest Section Time (Section)	0:12.19 (L400)
Top Speed [km/h] (Section)	61.2 (Overall)
Race State	Finished



Pukekohe Park - Professional

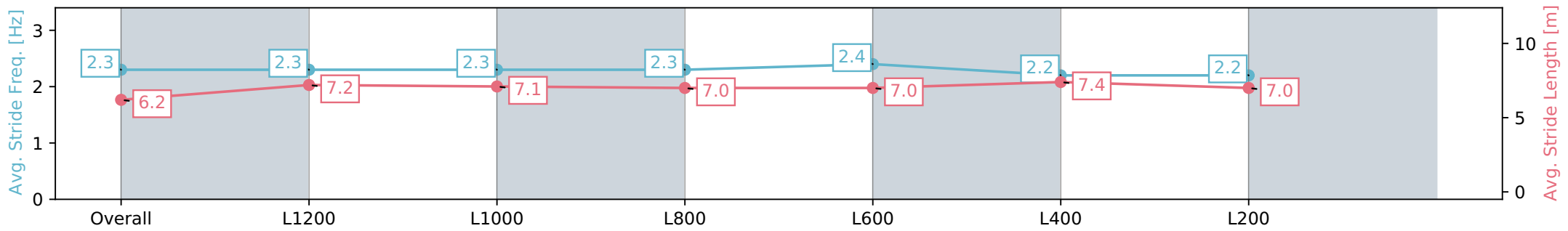
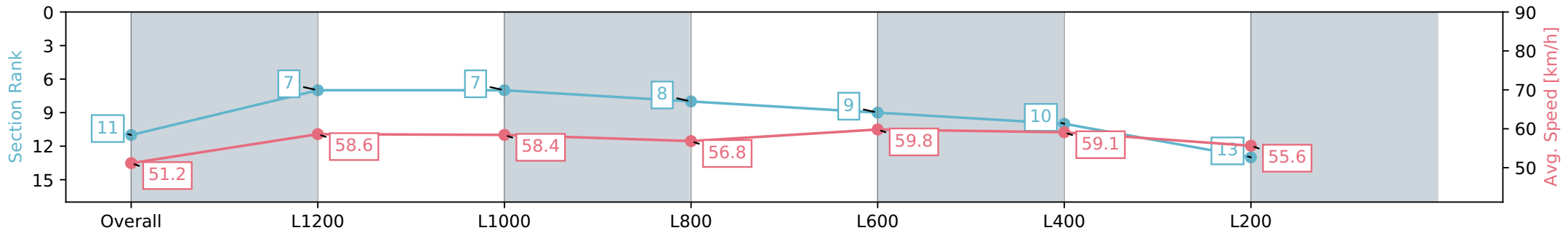
Race 4: ELLERSLIE EVENTS 1400 - 1400m

25 May 2024 - 1:04PM



Track Rating: Heavy 10, Weather: Raining, Rail Position: True

Section	Overall	L1200	L1000	L800	L600	L400	L200
Section Times	1:28.93 [11] (0:14.04)	1:14.89 [7] (0:12.28)	1:02.60 [7] (0:12.38)	0:50.22 [8] (0:12.91)	0:37.31 [9] (0:12.20)	0:25.11 [10] (0:12.19)	0:12.92 [13] (0:12.92)
Average Speed [km/h]	51.2	58.6	58.4	56.8	59.8	59.1	55.6
Top Speed [km/h]	61.2	60.9	59.9	58.1	61.1	60.9	57.2
Avg. Dist. to Rail [m]	0.5	0.6	1.1	3.3	3.2	4.6	3.5
Avg. Stride Freq. [Hz]	2.3	2.3	2.3	2.3	2.4	2.2	2.2
Avg. Stride Length [m]	6.2	7.2	7.1	7.0	7.0	7.4	7.0



- [] Ranking at each section and finish
- :-:- No data available at this section
- NA No data available

Horse/Jockey Name	TOP CARD/Niranjan Parmar
Finish Rank	12
Fastest Section Time (Section)	0:11.88 (L1200)
Top Speed [km/h] (Section)	62.0 (Overall)
Race State	Finished



Pukekohe Park - Professional

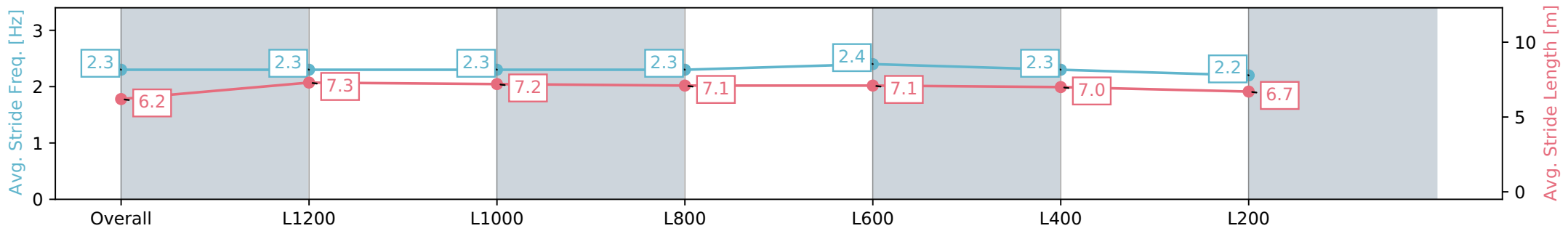
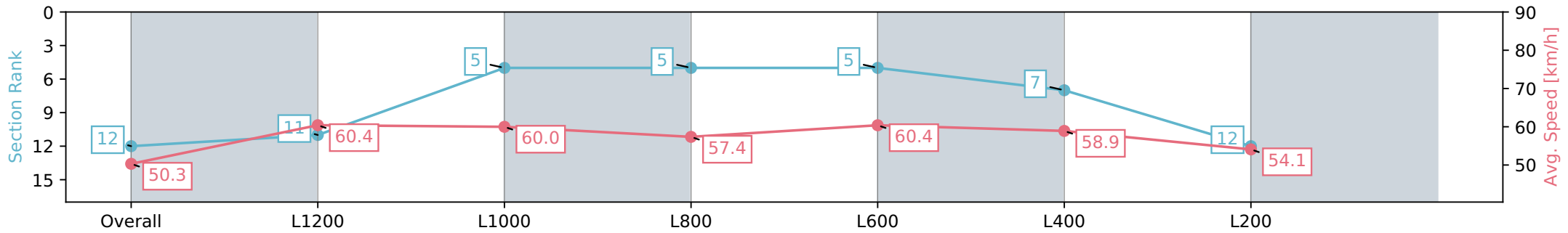
Race 4: ELLERSLIE EVENTS 1400 - 1400m

25 May 2024 - 1:04PM



Track Rating: Heavy 10, Weather: Raining, Rail Position: True

Section	Overall	L1200	L1000	L800	L600	L400	L200
Section Times	1:29.22 [12] (0:14.34)	1:14.88 [11] (0:11.88)	1:03.00 [5] (0:12.30)	0:50.70 [5] (0:12.91)	0:37.79 [5] (0:12.27)	0:25.52 [7] (0:12.21)	0:13.31 [12] (0:13.31)
Average Speed [km/h]	50.3	60.4	60.0	57.4	60.4	58.9	54.1
Top Speed [km/h]	62.0	61.9	61.9	58.8	61.7	61.3	56.5
Avg. Dist. to Rail [m]	8.4	3.6	3.9	5.1	7.3	10.0	8.9
Avg. Stride Freq. [Hz]	2.3	2.3	2.3	2.3	2.4	2.3	2.2
Avg. Stride Length [m]	6.2	7.3	7.2	7.1	7.1	7.0	6.7



- [] Ranking at each section and finish
- :-:- No data available at this section
- NA No data available

Horse/Jockey Name	MORE TO BE WRITTEN/Samantha Spratt
Finish Rank	13
Fastest Section Time (Section)	0:12.27 (L400)
Top Speed [km/h] (Section)	61.2 (L600)
Race State	Finished

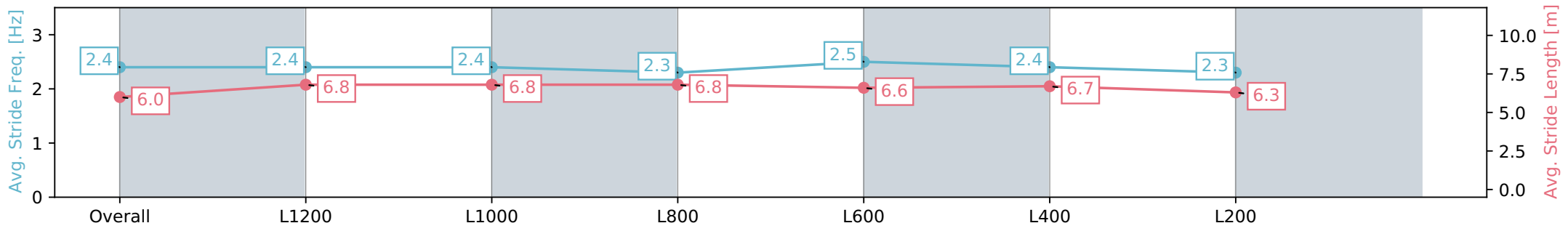
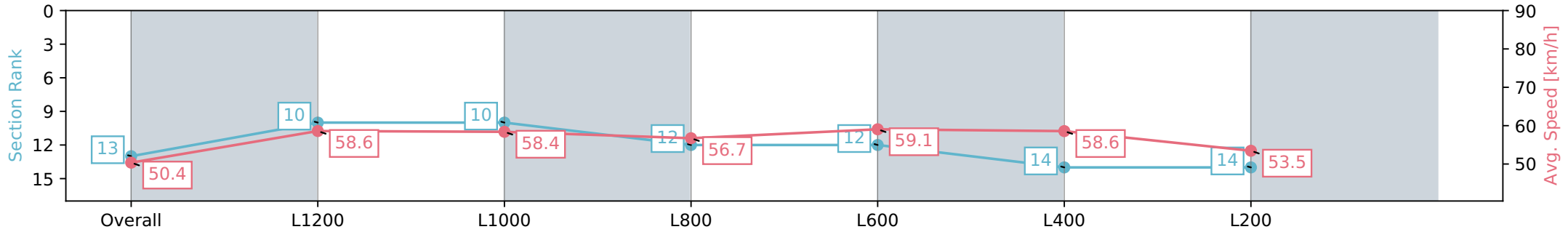


Pukekohe Park - Professional
 Race 4: ELLERSLIE EVENTS 1400 - 1400m
 25 May 2024 - 1:04PM



Track Rating: Heavy 10, Weather: Raining, Rail Position: True

Section	Overall	L1200	L1000	L800	L600	L400	L200
Section Times	1:29.85 [13] (0:14.31)	1:15.54 [10] (0:12.28)	1:03.25 [10] (0:12.42)	0:50.83 [12] (0:12.78)	0:38.05 [12] (0:12.28)	0:25.76 [14] (0:12.27)	0:13.49 [14] (0:13.49)
Average Speed [km/h]	50.4	58.6	58.4	56.7	59.1	58.6	53.5
Top Speed [km/h]	59.6	60.2	59.3	58.3	60.4	61.2	56.8
Avg. Dist. to Rail [m]	4.8	0.3	1.2	1.7	1.1	3.5	3.9
Avg. Stride Freq. [Hz]	2.4	2.4	2.4	2.3	2.5	2.4	2.3
Avg. Stride Length [m]	6.0	6.8	6.8	6.8	6.6	6.7	6.3



- [] Ranking at each section and finish
- :-:- No data available at this section
- NA No data available

Horse/Jockey Name	KEY LARGO/Michael McNab
Finish Rank	14
Fastest Section Time (Section)	0:11.75 (L1200)
Top Speed [km/h] (Section)	62.7 (Overall)
Race State	Finished



Pukekohe Park - Professional

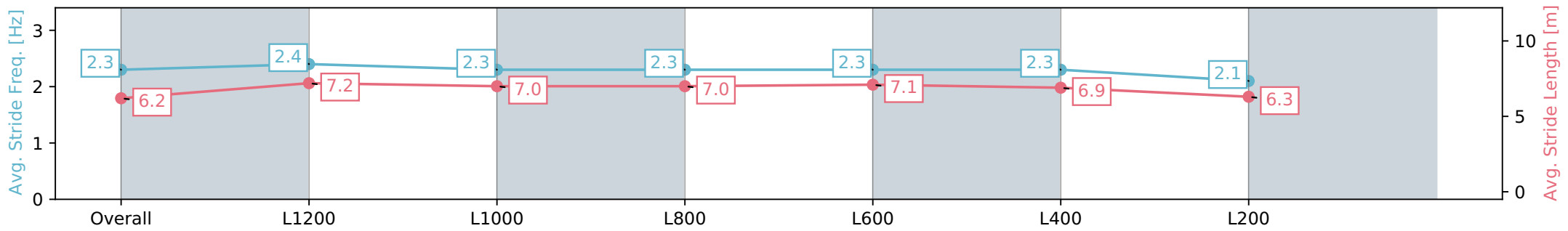
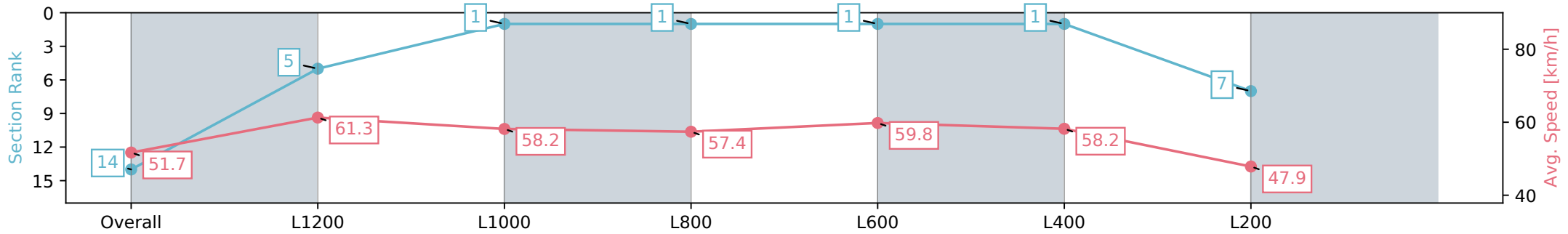
Race 4: ELLERSLIE EVENTS 1400 - 1400m

25 May 2024 - 1:04PM



Track Rating: Heavy 10, Weather: Raining, Rail Position: True

Section	Overall	L1200	L1000	L800	L600	L400	L200
Section Times	1:30.65 [14] (0:13.95)	1:16.70 [5] (0:11.75)	1:04.95 [1] (0:12.47)	0:52.48 [1] (0:12.84)	0:39.64 [1] (0:12.22)	0:27.42 [1] (0:12.36)	0:15.06 [7] (0:15.06)
Average Speed [km/h]	51.7	61.3	58.2	57.4	59.8	58.2	47.9
Top Speed [km/h]	60.3	62.7	59.9	58.0	62.5	62.3	54.7
Avg. Dist. to Rail [m]	9.3	2.7	1.7	3.4	4.5	5.7	5.7
Avg. Stride Freq. [Hz]	2.3	2.4	2.3	2.3	2.3	2.3	2.1
Avg. Stride Length [m]	6.2	7.2	7.0	7.0	7.1	6.9	6.3



- [] Ranking at each section and finish
- :-:- No data available at this section
- NA No data available